

Report

SFUrope

August 2020

Univ. Prof. Dr. David Becker
Dr.ⁱⁿ Sara Paloni

Evaluation/Statistics:
Sophie Gattermeyer MSc.

Contents

Sociodemography Sample n=349.....	3
Sample Size, Study Location, Field of Study & Study Programm.....	3
Gender.....	5
Education Level & Nationality.....	6
Age.....	7
Attitudes towards Europe.....	8
Identity.....	8
Profile of Means “EU Identity”.....	11
Borders.....	12
Profile of Means “EU Borders”.....	15
Security.....	16
Profile of Means “EU Security”.....	20
Attitudes towards National Identity.....	21
Identity.....	21
Profile of Means “NI: Identity”.....	24
Borders.....	25
Profile of Means “NI: Borders”.....	29
Security.....	30
Profile of Means “NI: Security”.....	31
Attitudes towards SFU.....	32
Identity.....	32
Profile of Means “SFU Identity”.....	36
Contact.....	37
Profile of Means “SFU Contact”.....	42
Politics.....	43
Profile of Means “SFU Politics”.....	45
Additional Questions.....	46
Profile of Means „Additional Questions”.....	51
Index of Figures.....	52
Index of Tables.....	52
Appendix.....	53

Sociodemography Sample n=349

Sample Size, Study Location, Field of Study & Study Programm

The total sample size is n=349 students. Following, you find the figures relating to the study location, the field of study and the study program.

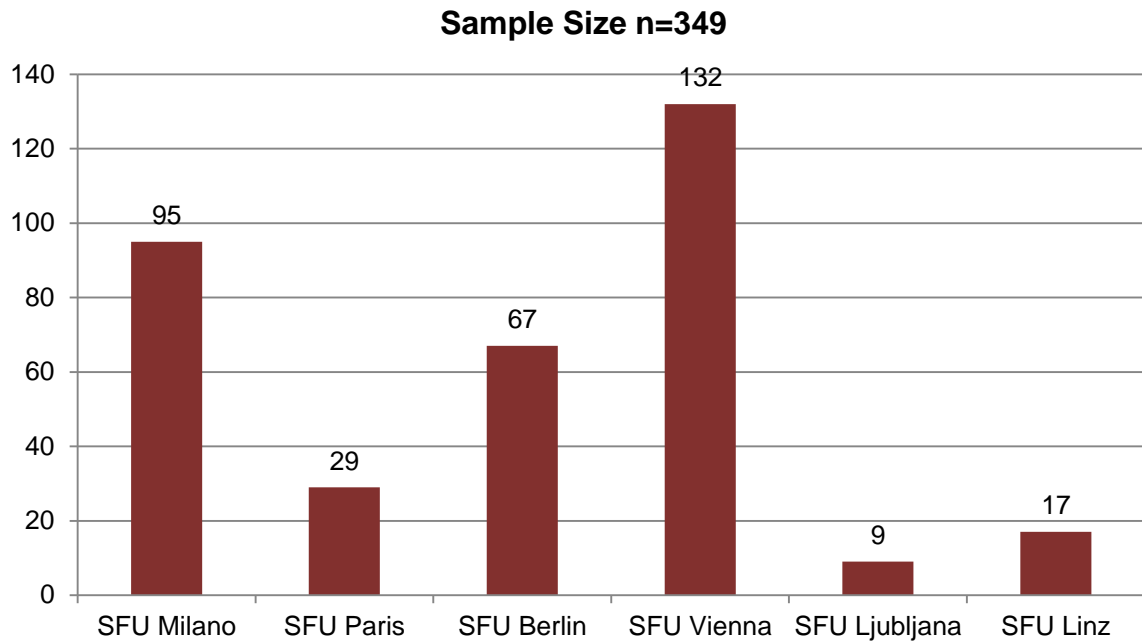


Figure 1 Sample Size in absolute frequencies

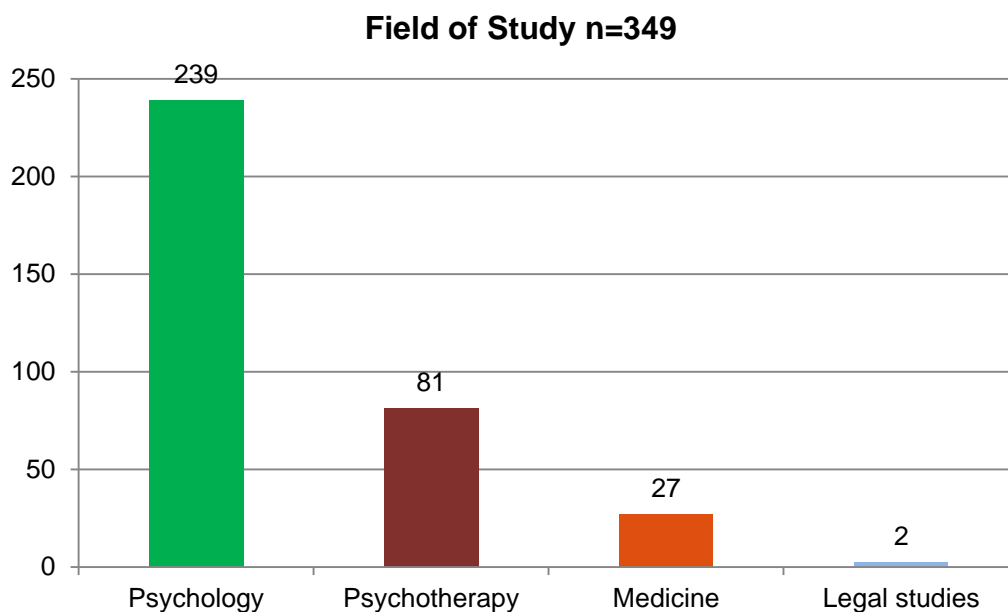


Figure 2 Field of Study in absolute frequencies

Table 1 Study Location in absolute frequencies

		Study Location						Total
		SFU Milano	SFU Paris	SFU Berlin	SFU Vienna	SFU Ljubljana	SFU Linz	
Field of Study	Psychology	95	26	57	49	0	12	239
	Psychotherapy	0	3	10	54	9	5	81
	Medicine	0	0	0	27	0	0	27
	Legal studies	0	0	0	2	0	0	2
Total		95	29	67	132	9	17	349

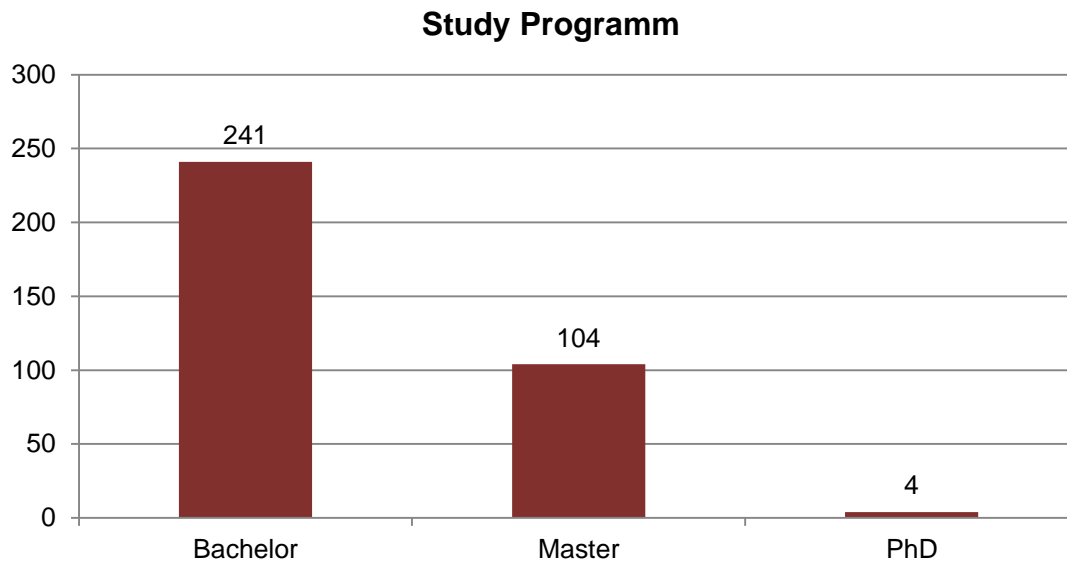


Figure 3 Study Programm in absolute frequencies

Table 2 Study Location in absolute frequencies

		Study Location						Total
		SFU Milano	SFU Paris	SFU Berlin	SFU Vienna	SFU Ljubljana	SFU Linz	
Study Programm	Bachelor	71	14	49	93	4	10	241
	Master	24	15	18	35	5	7	104
	PhD	0	0	0	4	0	0	4
Total		95	29	67	132	9	17	349

Gender

Following, we illustrate the gender distribution of the total sample as well as separated by the field of study.

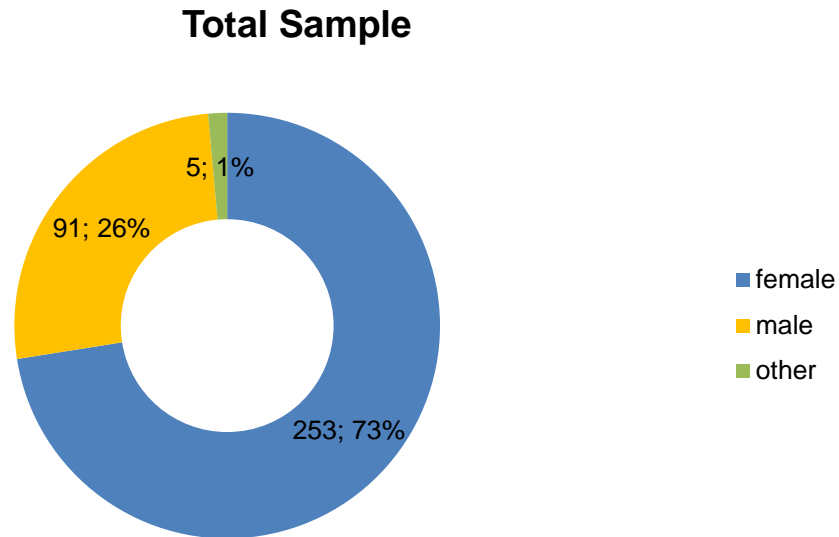


Figure 4 Gender Total Sample in absolute and relative frequencies

Medicine

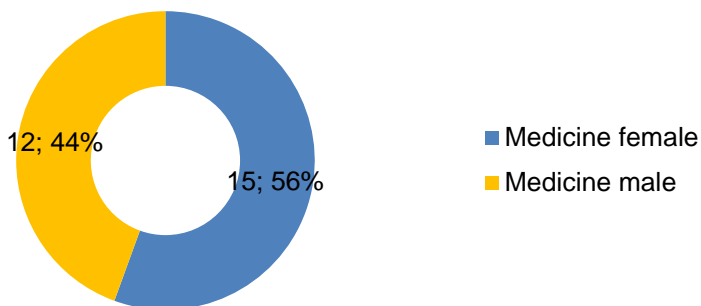


Figure 5 Gender Medicine in absolute and relative frequencies

Psychology

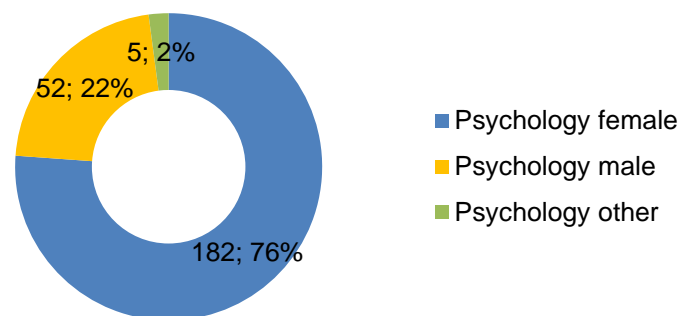


Figure 7 Gender Psychology in absolute and relative frequencies

Psychotherapy

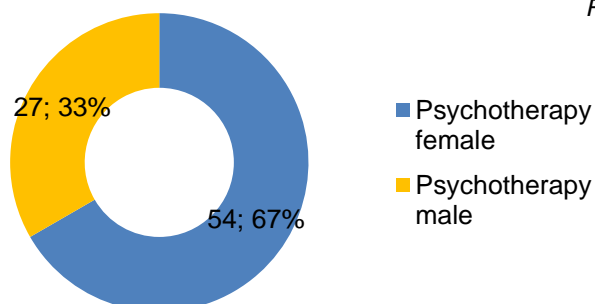


Figure 6 Gender Psychotherapy in absolute and relative frequencies

Legal Studies Female n= 2

Education Level & Nationality

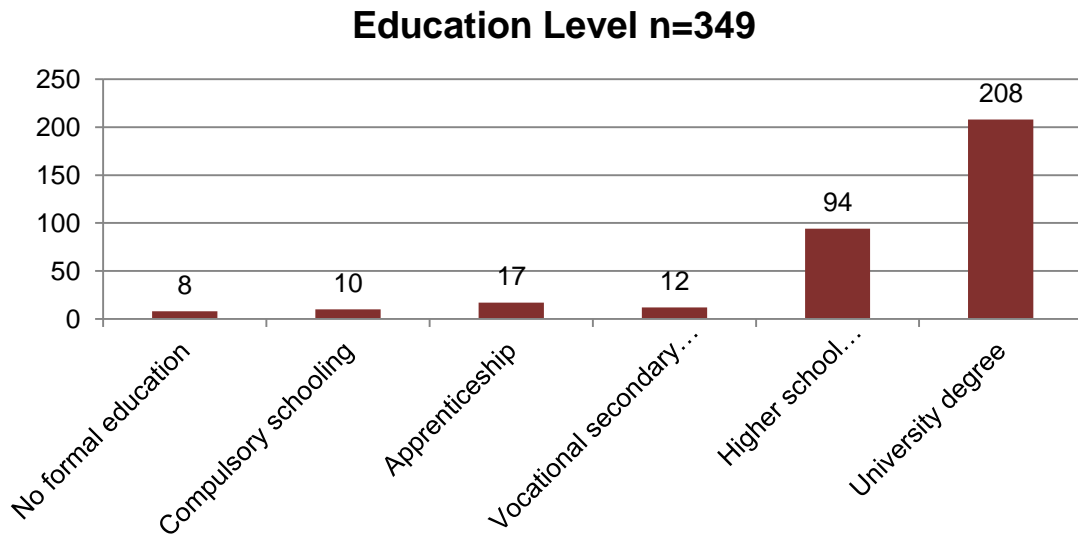


Figure 8 Education Level

Table 3 Nationality

Nationality	
Austria	100
Italy	93
France	25
Germany	80
Albania	2
USA	1
Brazil	1
Croatia	2
China	2
Iran	2
Libanon	3
Japan	1
Mauritius	1
Marocco	1
Romania	2
Russia	7
Serbia	2
Slovenia	9
Spain	2
Swiss	2
Taiwan	1
Turkey	1
Ukrain	6
Greece	1
missing	2
Total	349

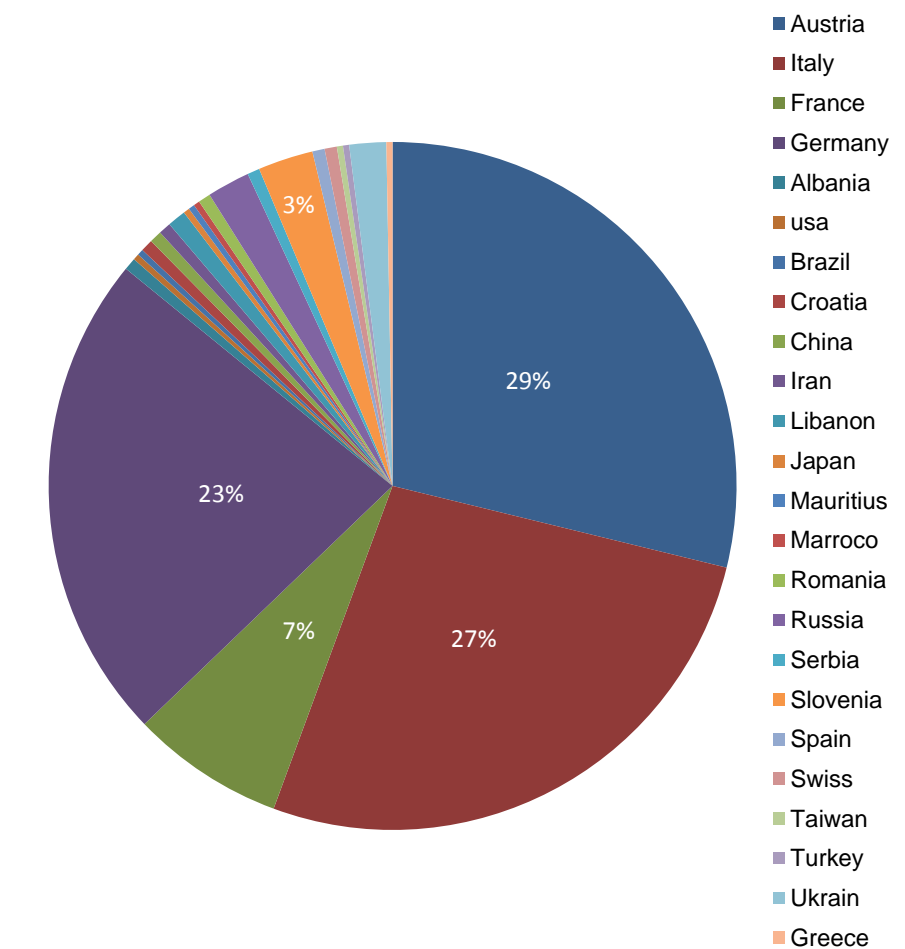


Figure 9 Nationality

Age

For the total sample the average age is 25,4 years (SD= 7,75), whereby the median lies by 23 years of age. The youngest participant is 18 years old and the oldest participant is 61 years old.

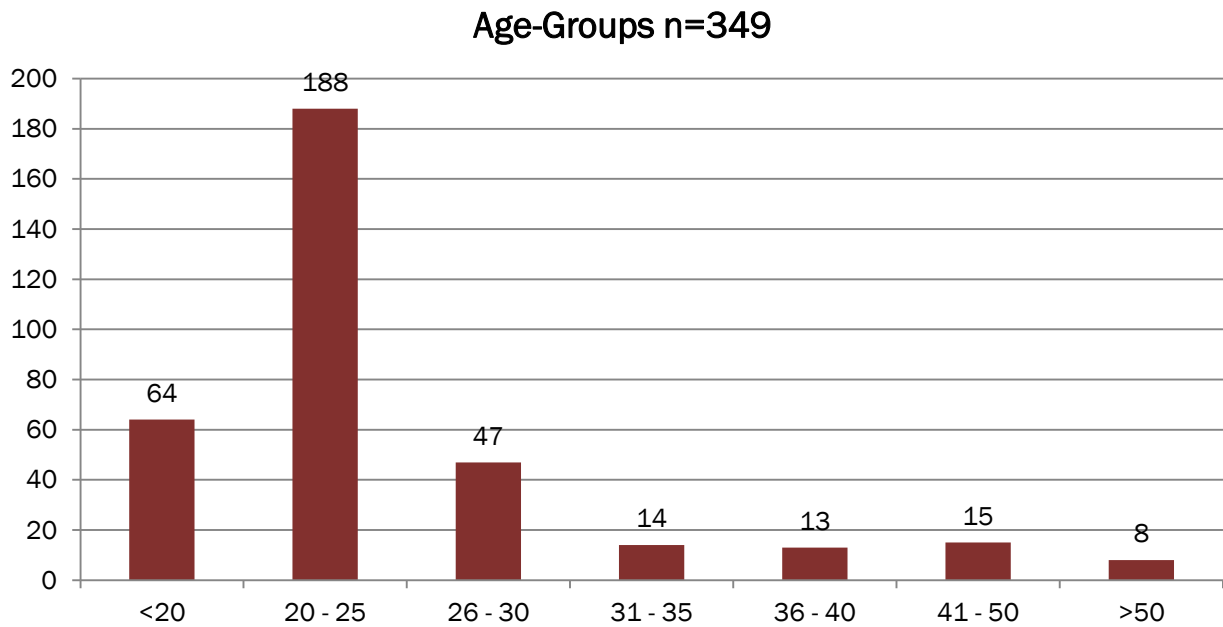


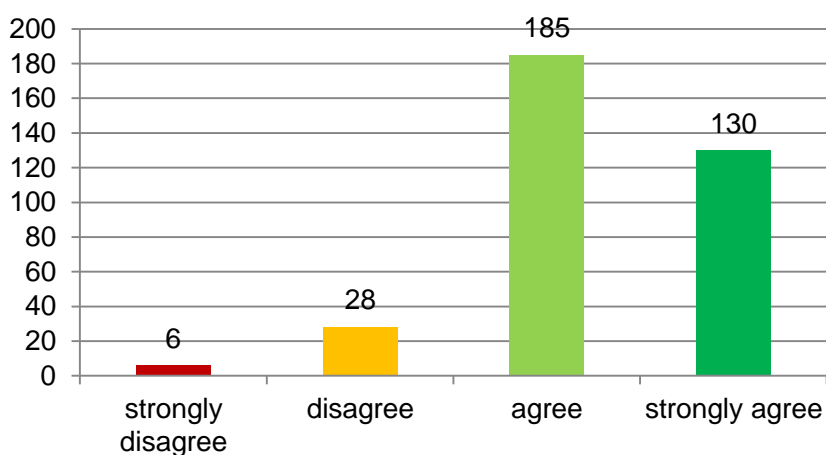
Figure 10 Age Groups

Attitudes towards Europe

To gain an adequate picture of the responses for the item section “Attitudes towards Europe“, we graphically illustrate the distribution of the response behaviour as well as in absolute and relative frequency. The following chapters are divided according to the themes of the questionnaire: *Identity, Borders & Security*.

Identity

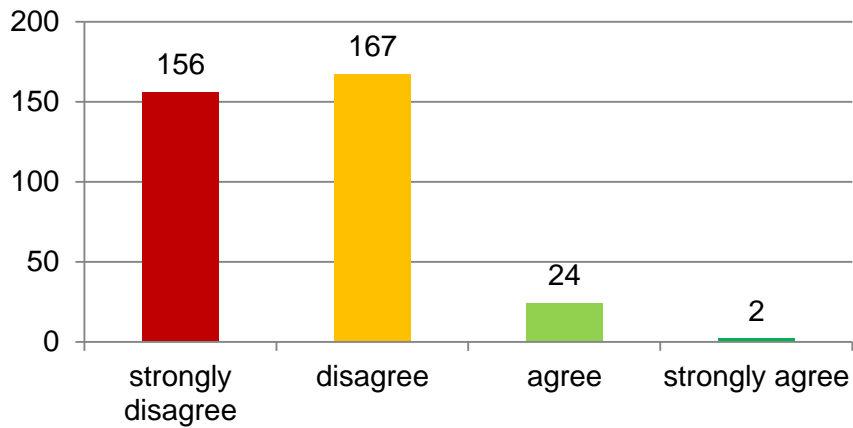
Q1: “I feel like a European.”



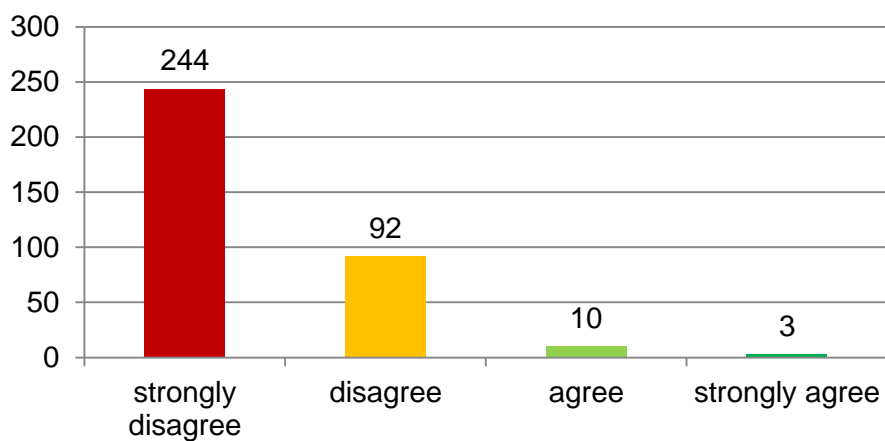
	Frequency	Percentage
strongly disagree	6	1,7%
disagree	28	8,0%
agree	185	53,0%
strongly agree	130	37,2%
Total	349	100,0%

Example for interpretation:

A total of n = 185 students (53%), so more than half of the respondents, agree with the statement that they feel like Europeans. N = 130 people (37.2%) even very much agree with this statement. Only n = 34 people (9.7%) do not feel (at all) European.

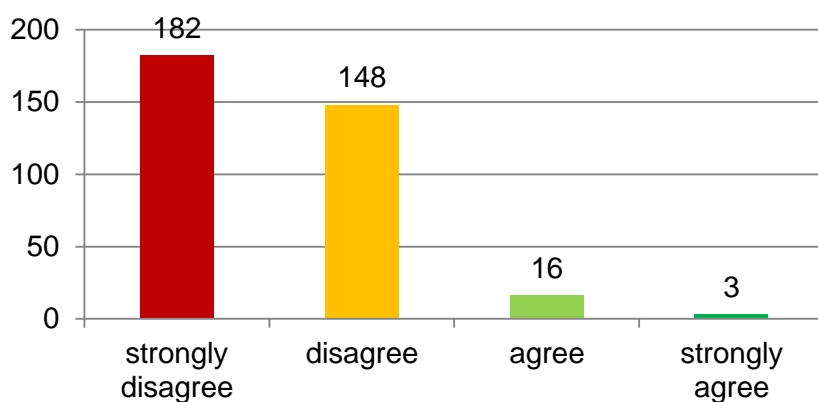
Q2: “The EU means nothing to me.”

	Frequency	Percentage
strongly disagree	156	44,7%
disagree	167	47,9%
agree	24	6,9%
strongly agree	2	,6%
Total	349	100,0

Q3: „ I'm worried that too many people from other countries want to study at my university (and could take away my place).”

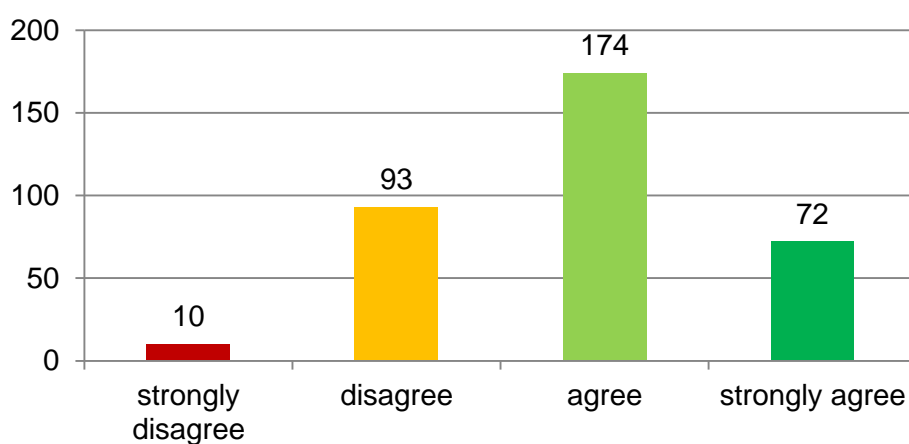
	Frequency	Percentage
strongly disagree	244	69,9%
disagree	92	26,4%
agree	10	2,9%
strongly agree	3	,9%
Total	349	100,0%

Q4: „I think that the idea of the European Union has a negative influence on national identity.”



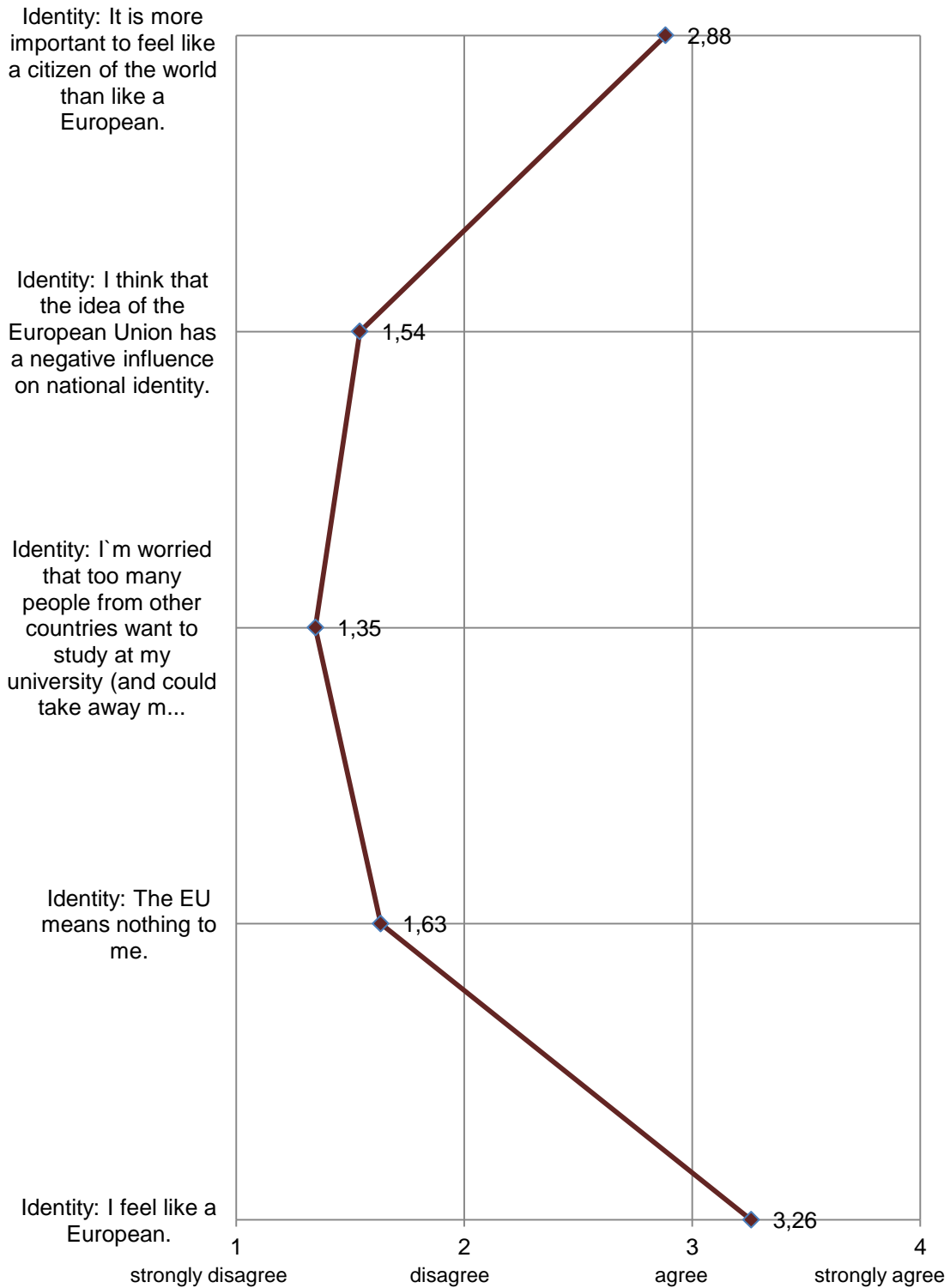
	Frequency	Percentage
strongly disagree	182	52,1%
disagree	148	42,4%
agree	16	4,6%
strongly agree	3	,9%
Total	349	100,0%

Q5: „It is more important to feel like a citizen of the world than like a European.”

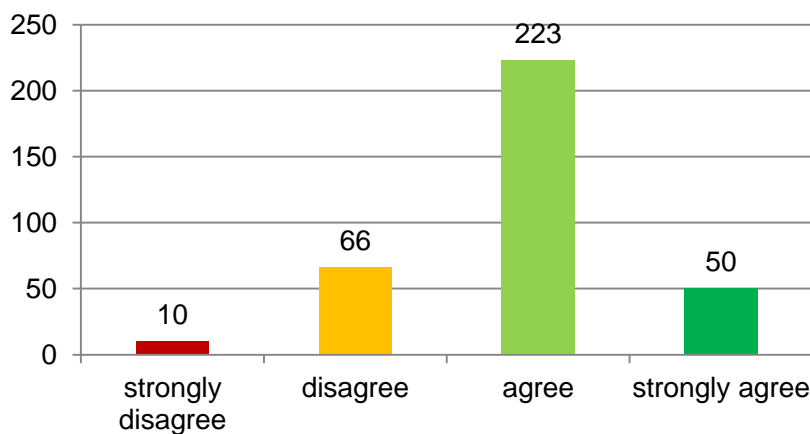


	Frequency	Percentage
strongly disagree	10	2,9%
disagree	93	26,6%
agree	174	49,9%
strongly agree	72	20,6%
Total	349	100,0%

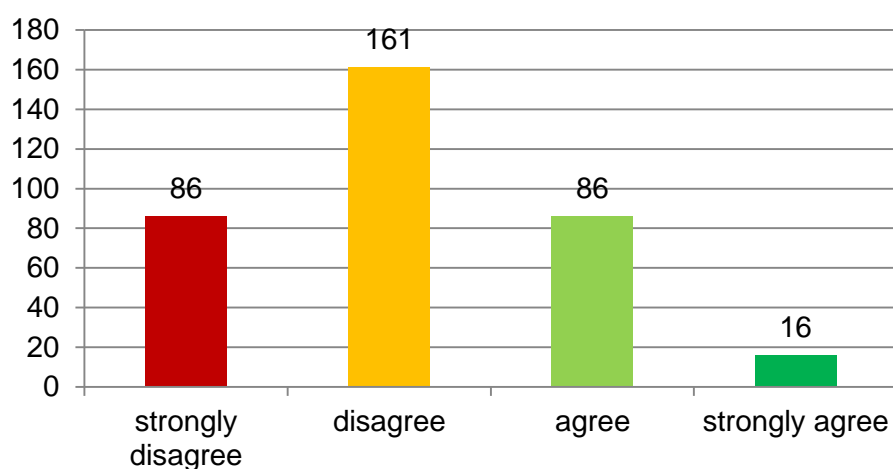
Profile of Means “EU Identity”



◆ Mean

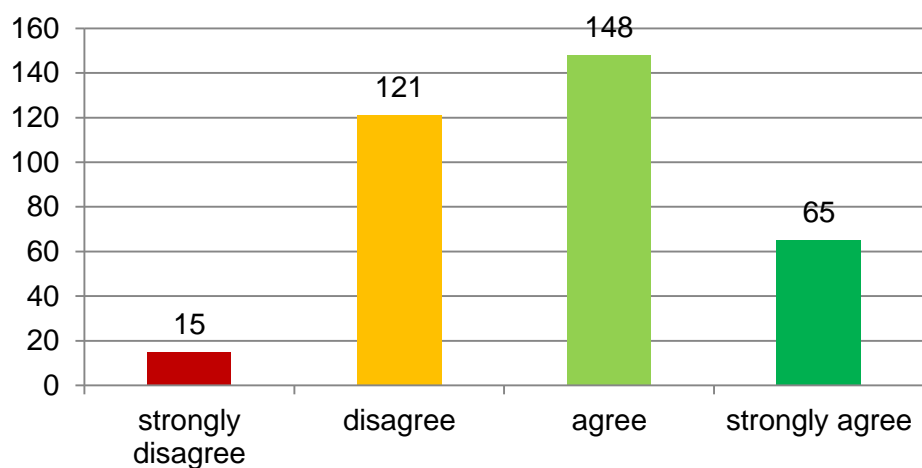
Borders**Q1: “For me, Europe means community.”**

	Frequency	Percentage
strongly disagree	10	2,9%
disagree	66	18,9%
agree	223	63,9%
strongly agree	50	14,3%
Total	349	100,0%

Q2: “Given the current situation, I think Europe needs strong external borders.”

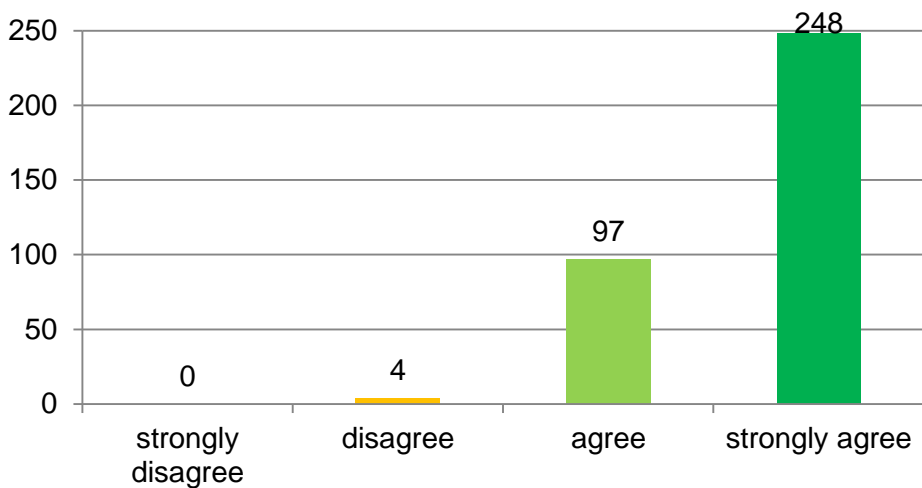
	Frequency	Percentage
strongly disagree	86	24,6%
disagree	161	46,1%
agree	86	24,6%
strongly agree	16	4,6%
Total	349	100,0%

Q3: “I believe there is no need for borders within Europe.”



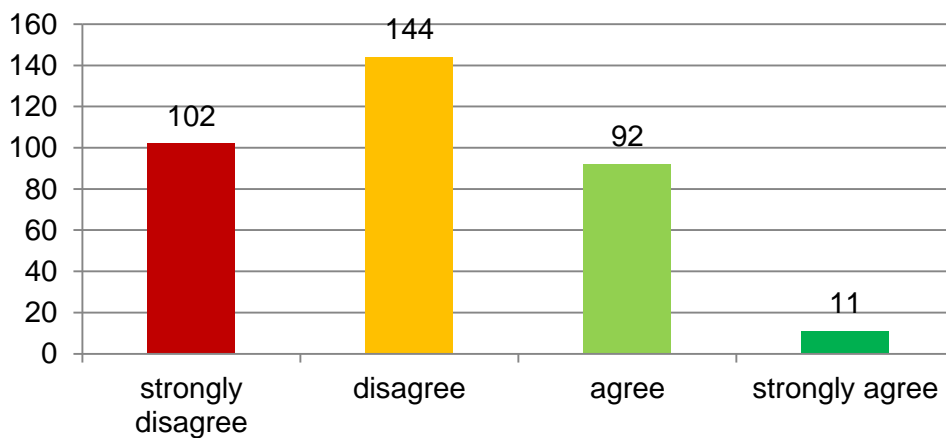
	Frequency	Percentage
strongly disagree	15	4,3%
disagree	121	34,7%
agree	148	42,4%
strongly agree	65	18,6%
Total	349	100,0%

Q4: “I enjoy being able to move freely within the EU.”



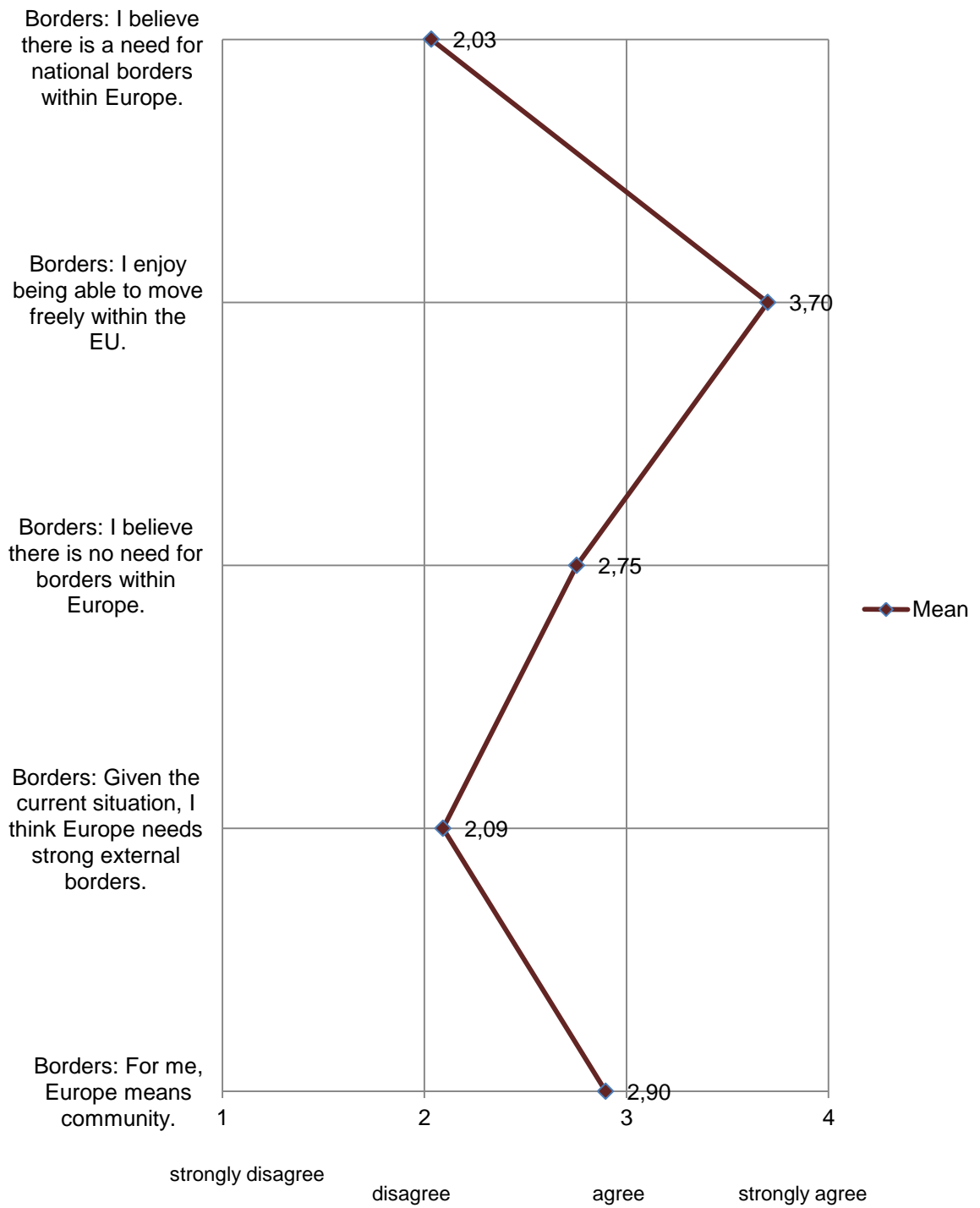
	Frequency	Percentage
strongly disagree	0	0%
disagree	4	1,1%
agree	97	27,8%
strongly agree	248	71,1%
Total	349	100,0%

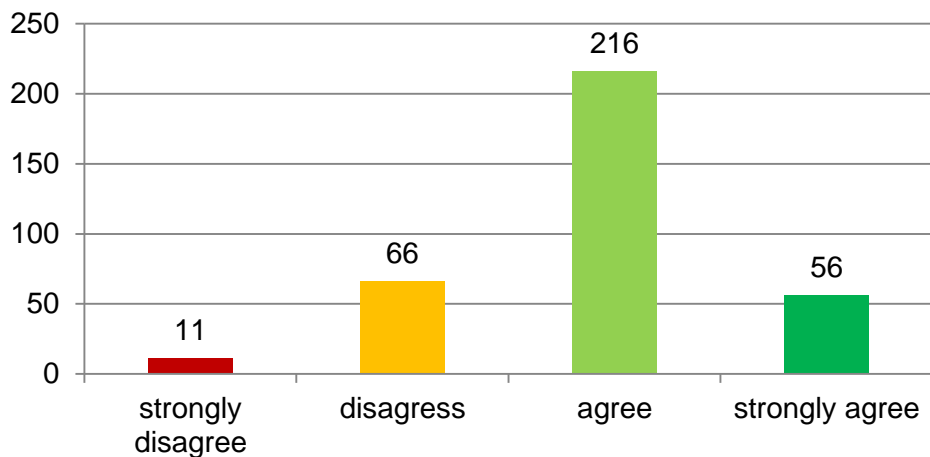
Q5:” I believe there is a need for national borders within Europe.”



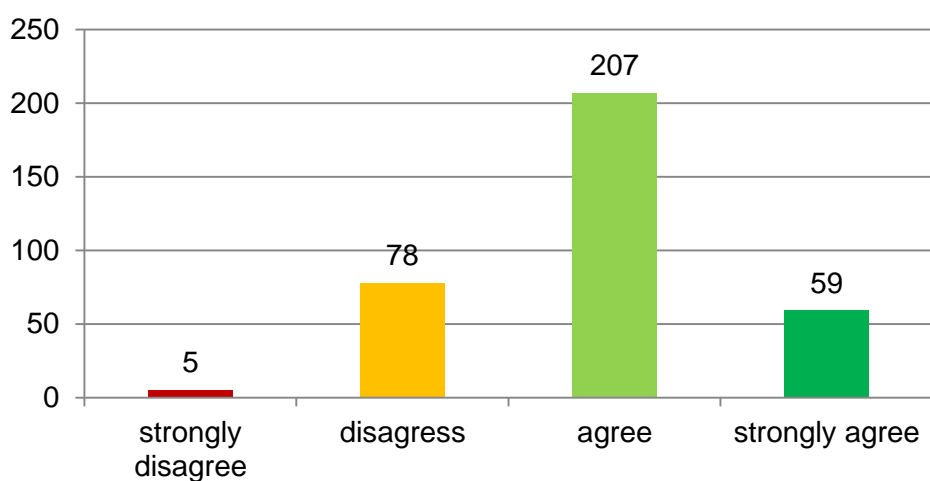
	Frequency	Percentage
strongly disagree	102	29,2%
disagree	144	41,3%
agree	92	26,4%
strongly agree	11	3,2%
Total	349	100,0%

Profile of Means “EU Borders”



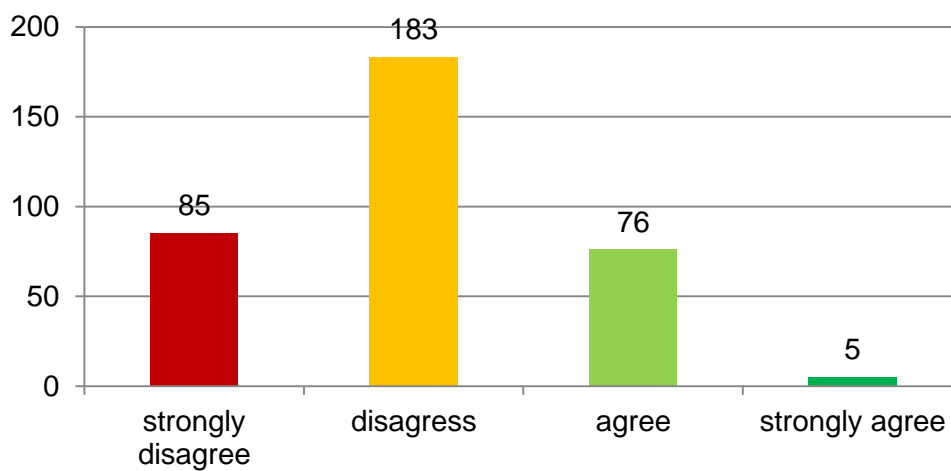
Security**Q1: „Europe gives me a feeling of security.”**

	Frequency	Percentage
strongly disagree	11	3,2%
disagree	66	18,9%
agree	216	61,9%
strongly agree	56	16,0%
Total	349	100,0%

Q2: „The current conflicts in Europe bother me.”

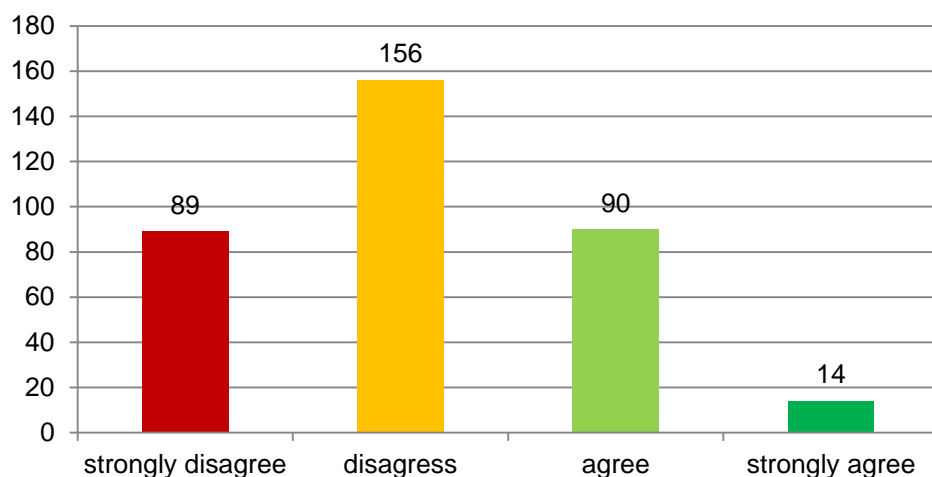
	Frequency	Percentage
strongly disagree	5	1,4%
disagree	78	22,3%
agree	207	59,3%
strongly agree	59	16,9%
Total	349	100,0%

Q3: „I am not concerned by the conflicts in Europe.”



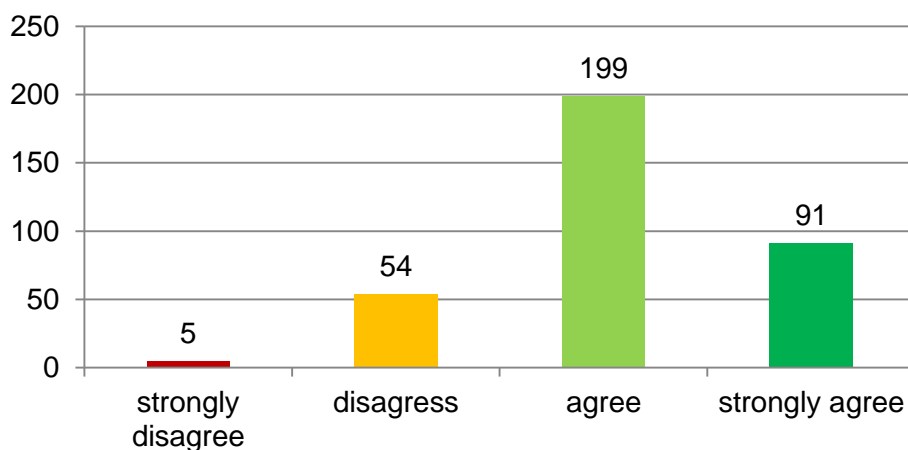
	Frequency	Percentage
strongly disagree	85	24,4%
disagree	183	52,4%
agree	76	21,8%
strongly agree	5	1,4%
Total	349	100,0%

Q4: “I fear that the large influx of immigrants into Europe will increase the security risk.”

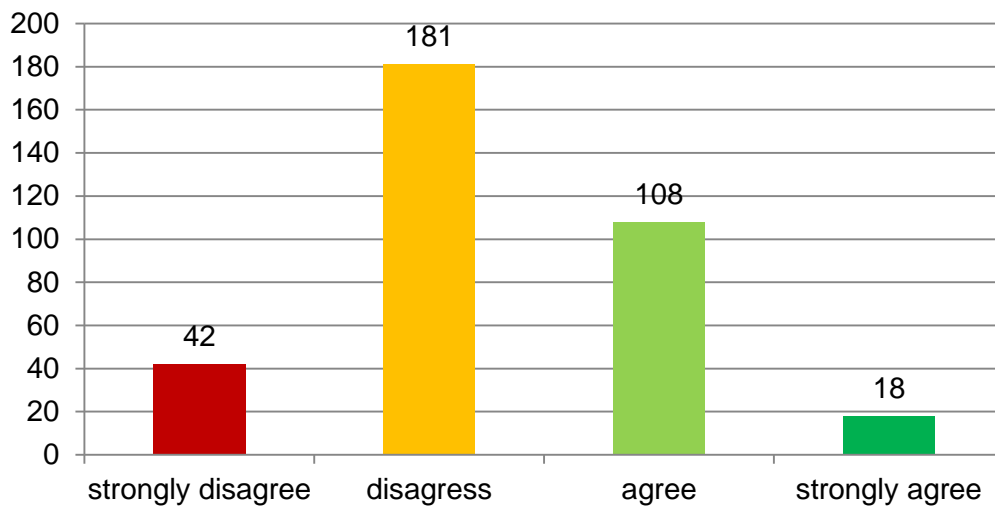


	Frequency	Percentage
strongly disagree	89	25,5%
disagree	156	44,7%
agree	90	25,8%
strongly agree	14	4,0%
Total	349	100,0%

Q5: “I see immigration to Europe as cultural enrichment.”



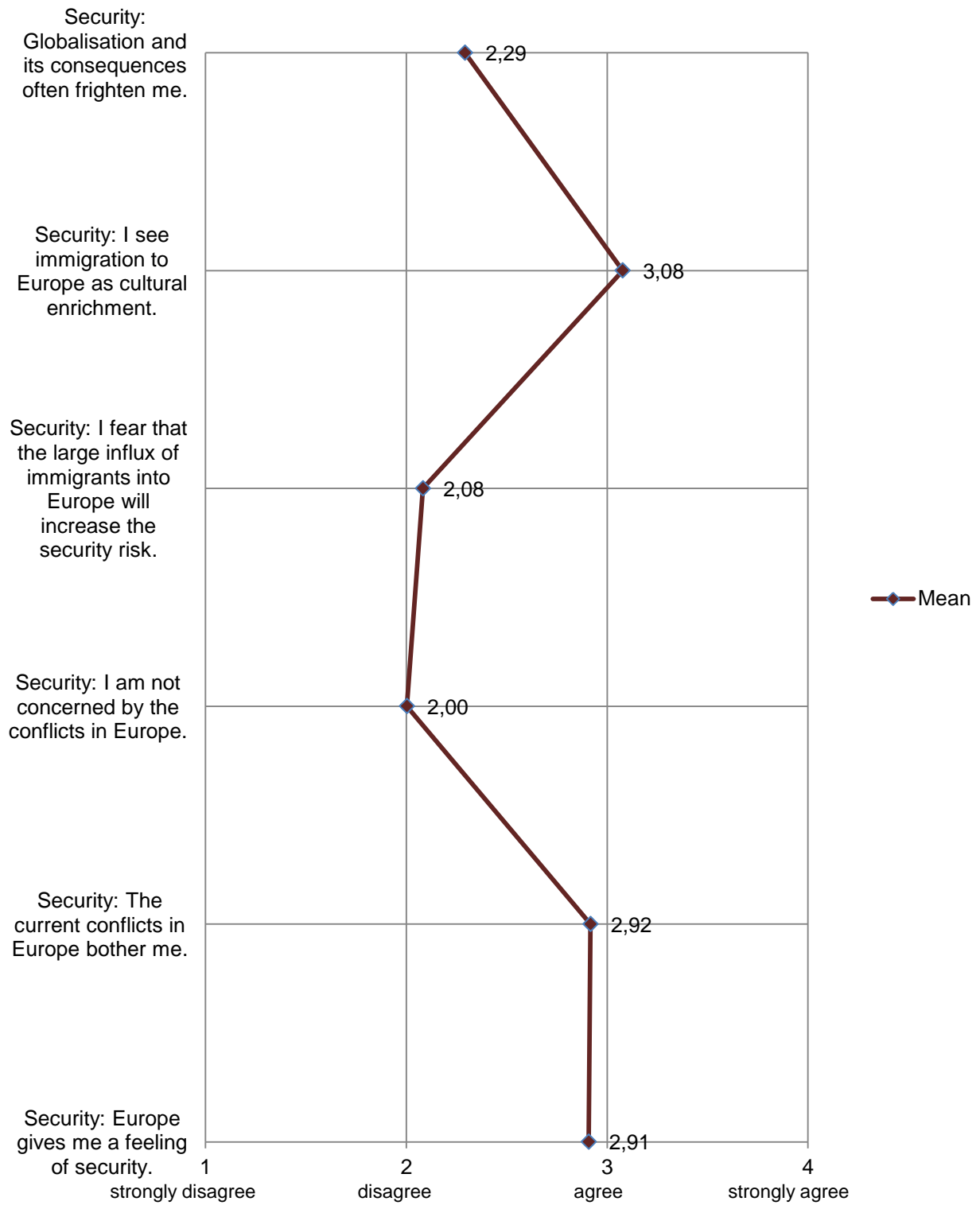
	Frequency	Percentage
strongly disagree	5	1,4%
disagree	54	15,5%
agree	199	57,0%
strongly agree	91	26,1%
Total	349	100,0%

Q6: „Globalisation and its consequences often frighten me.”

	Frequency	Percentage
strongly disagree	42	12,0%
disagree	181	51,9%
agree	108	30,9%
strongly agree	18	5,2%
Total	349	100,0%

For the answers to the open questions please see the additional material.

Profile of Means “EU Security”

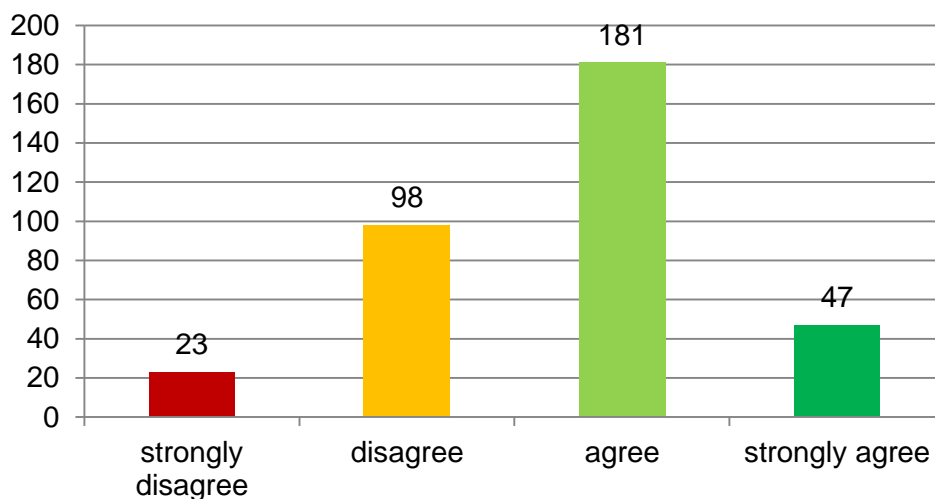


Attitudes towards National Identity

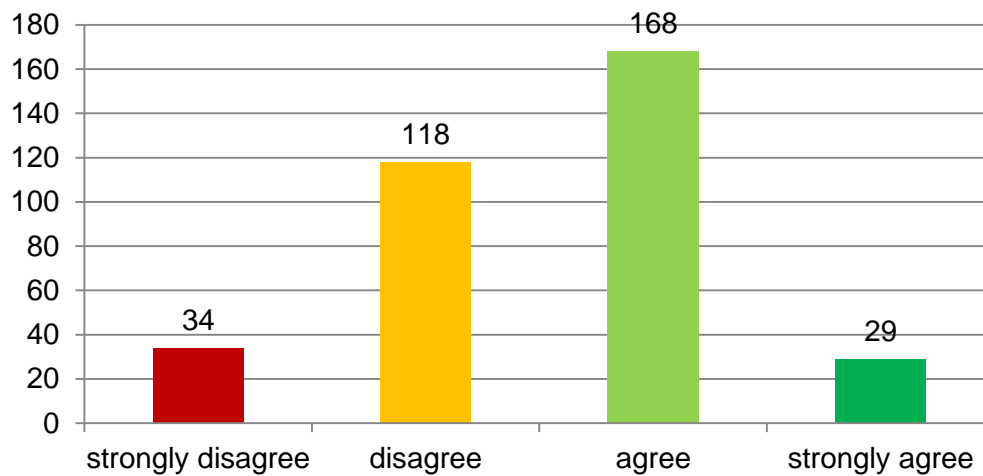
To gain an adequate picture of the responses for the item section “Attitudes towards National Identity”, we graphically illustrate the distribution of the response behaviour as well as in absolute and relative frequency. The following chapters are divided according to the themes of the questionnaire: *Identity, Borders & Security*.

Identity

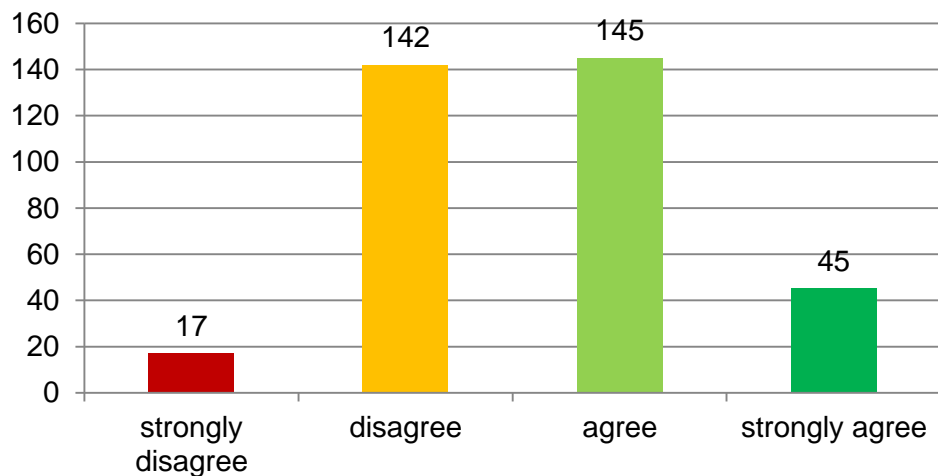
Q1: “My national identity is important to me.”



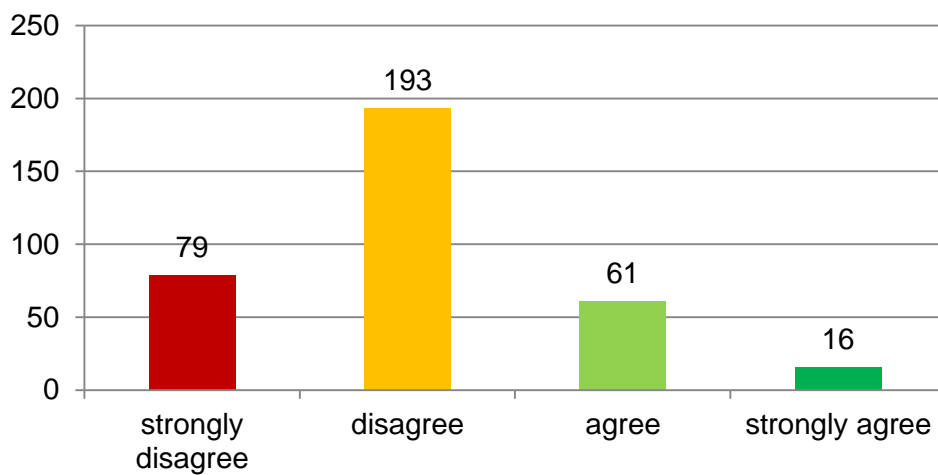
	Frequency	Percentage
strongly disagree	23	6,6%
disagree	98	28,1%
agree	181	51,9%
strongly agree	47	13,5%
Total	349	100,0%

Q2: “The bond with my own nation gives me support and orientation.”

	Frequency	Percentage
strongly disagree	34	9,7%
disagree	118	33,8%
agree	168	48,1%
strongly agree	29	8,3%
Total	349	100,0%

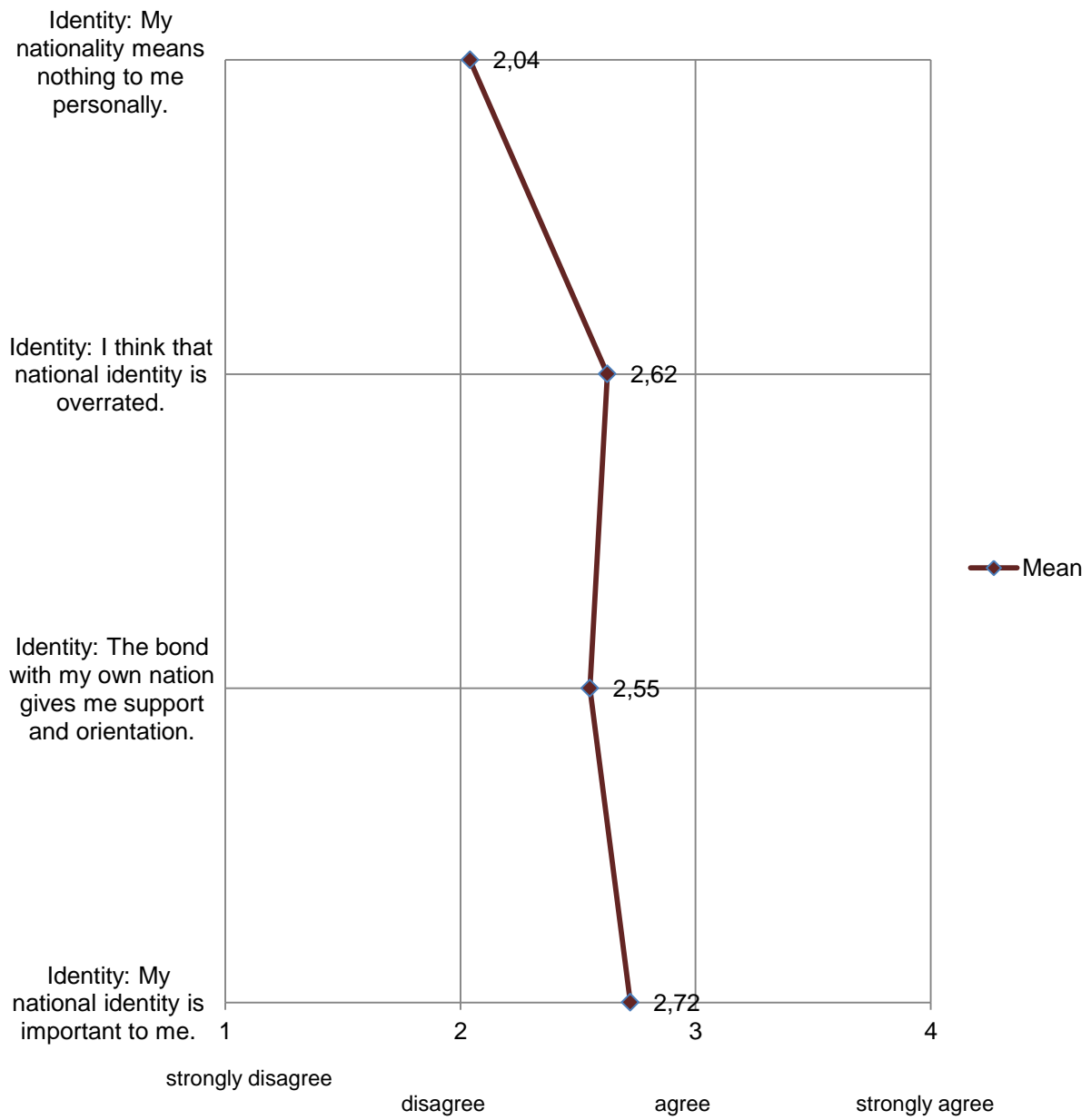
Q3: “I think that national identity is overrated.”

	Frequency	Percentage
strongly disagree	17	4,9%
disagree	142	40,7%
agree	145	41,5%
strongly agree	45	12,9%
Total	349	100,0%

Q4: “My nationality means nothing to me personally.”

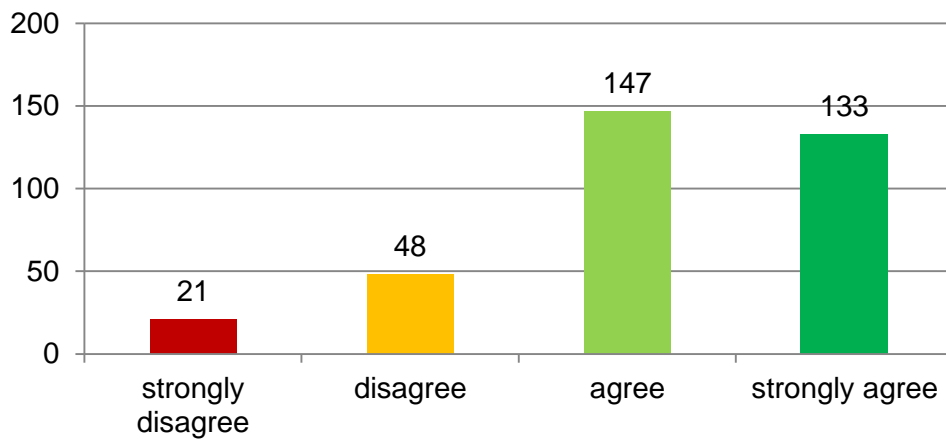
	Frequency	Percentage
strongly disagree	79	22,6%
disagree	193	55,3%
agree	61	17,5%
strongly agree	16	4,6%
Total	349	100,0%

Profile of Means “NI: Identity”



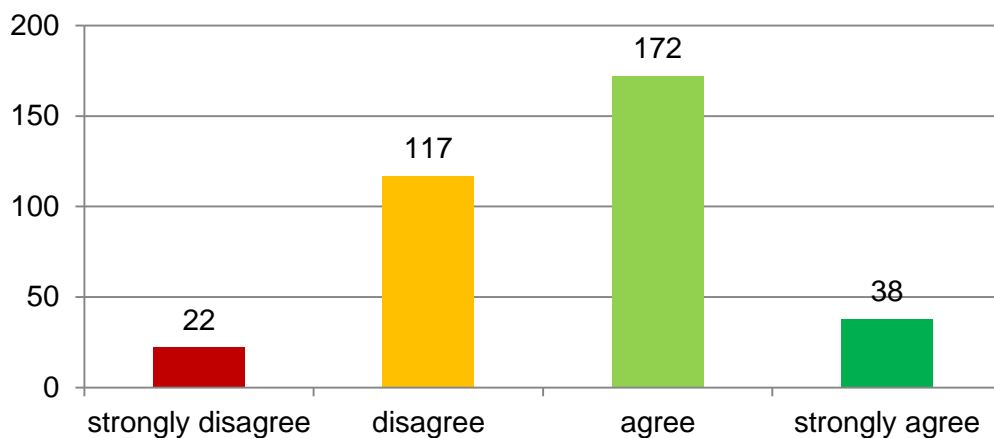
Borders

Q1: “I consider my national identity to be a privilege because it gives me many advantages in the world (mobility, right to work, etc.)”



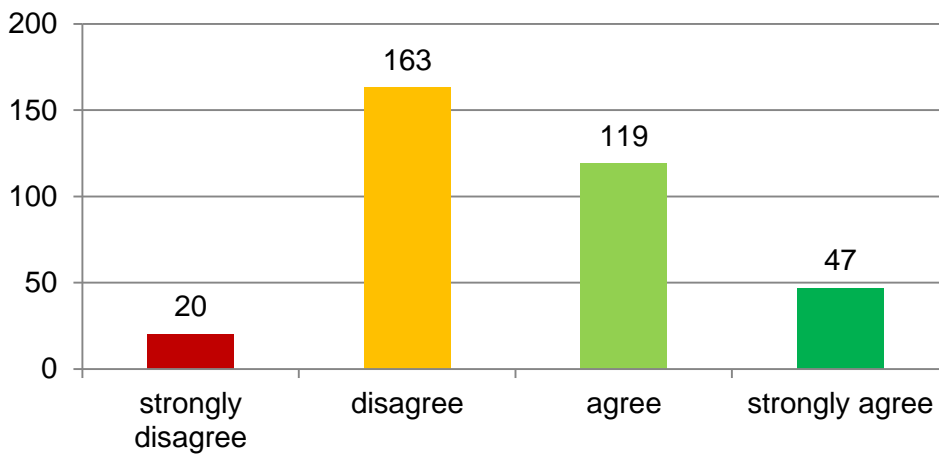
	Frequency	Percentage
strongly disagree	21	6,0%
disagree	48	13,8%
agree	147	42,1%
strongly agree	133	38,1%
Total	349	100,0%

Q2:” I think that educational issues should be decided at national level.”



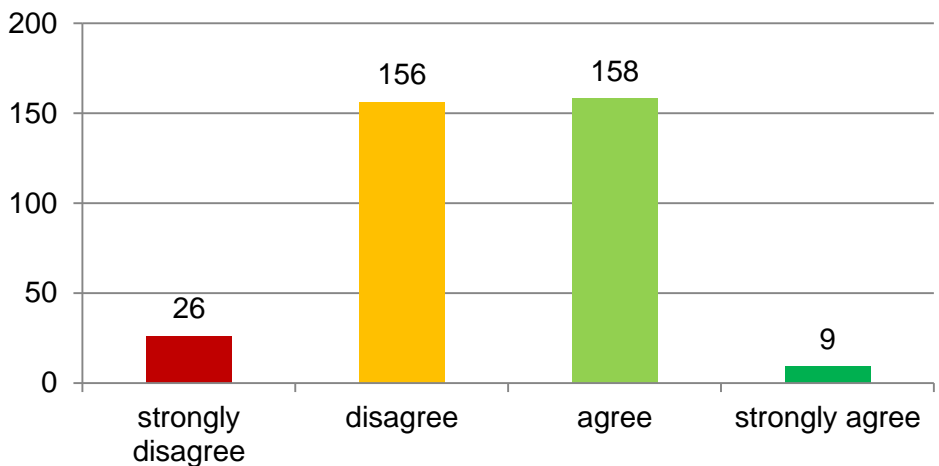
	Frequency	Percentage
strongly disagree	22	6,3%
disagree	117	33,5%
agree	172	49,3%
strongly agree	38	10,9%
Total	349	100,0%

Q3: “I hope that all national borders within Europe will be removed.”



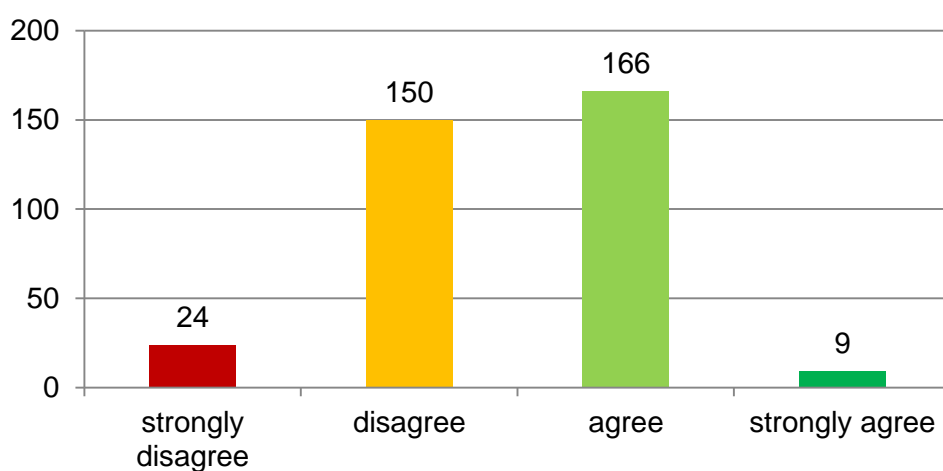
	Frequency	Percentage
strongly disagree	20	5,7%
disagree	163	46,7%
agree	119	34,1%
strongly agree	47	13,5%
Total	349	100,0%

Q4: “National borders are needed for democracies to function.”

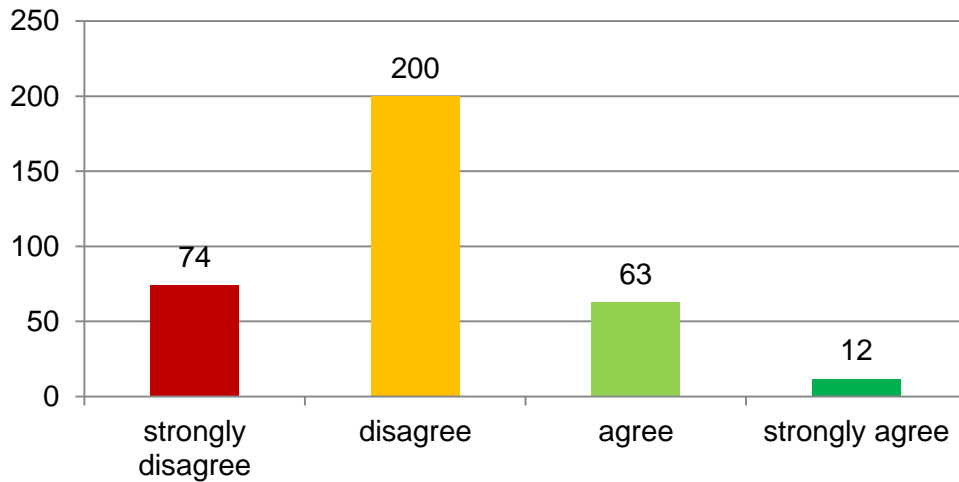


	Frequency	Percentage
strongly disagree	26	7,4%
disagree	156	44,7%
agree	158	45,3%
strongly agree	9	2,6%
Total	349	100,0%

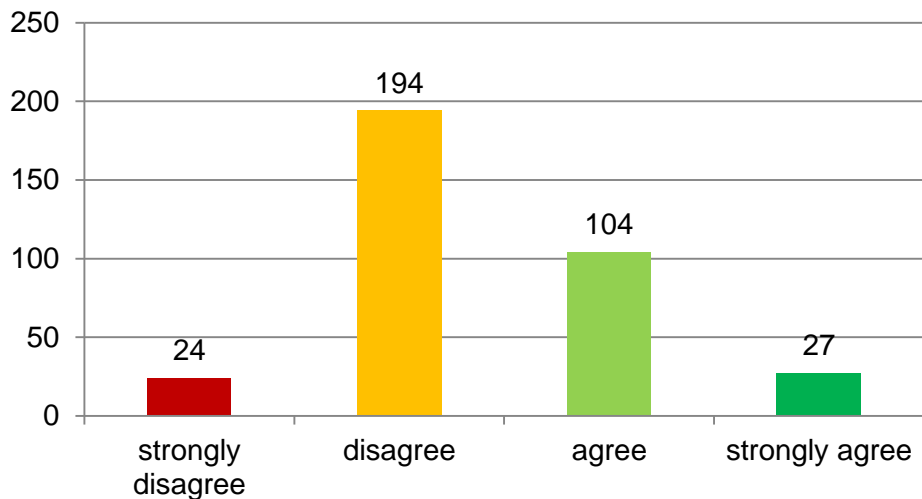
Q5:” National borders are needed to keep the economy stable.”



	Frequency	Percentage
strongly disagree	24	6,9%
disagree	150	43,0%
agree	166	47,6%
strongly agree	9	2,6%
Total	349	100,0%

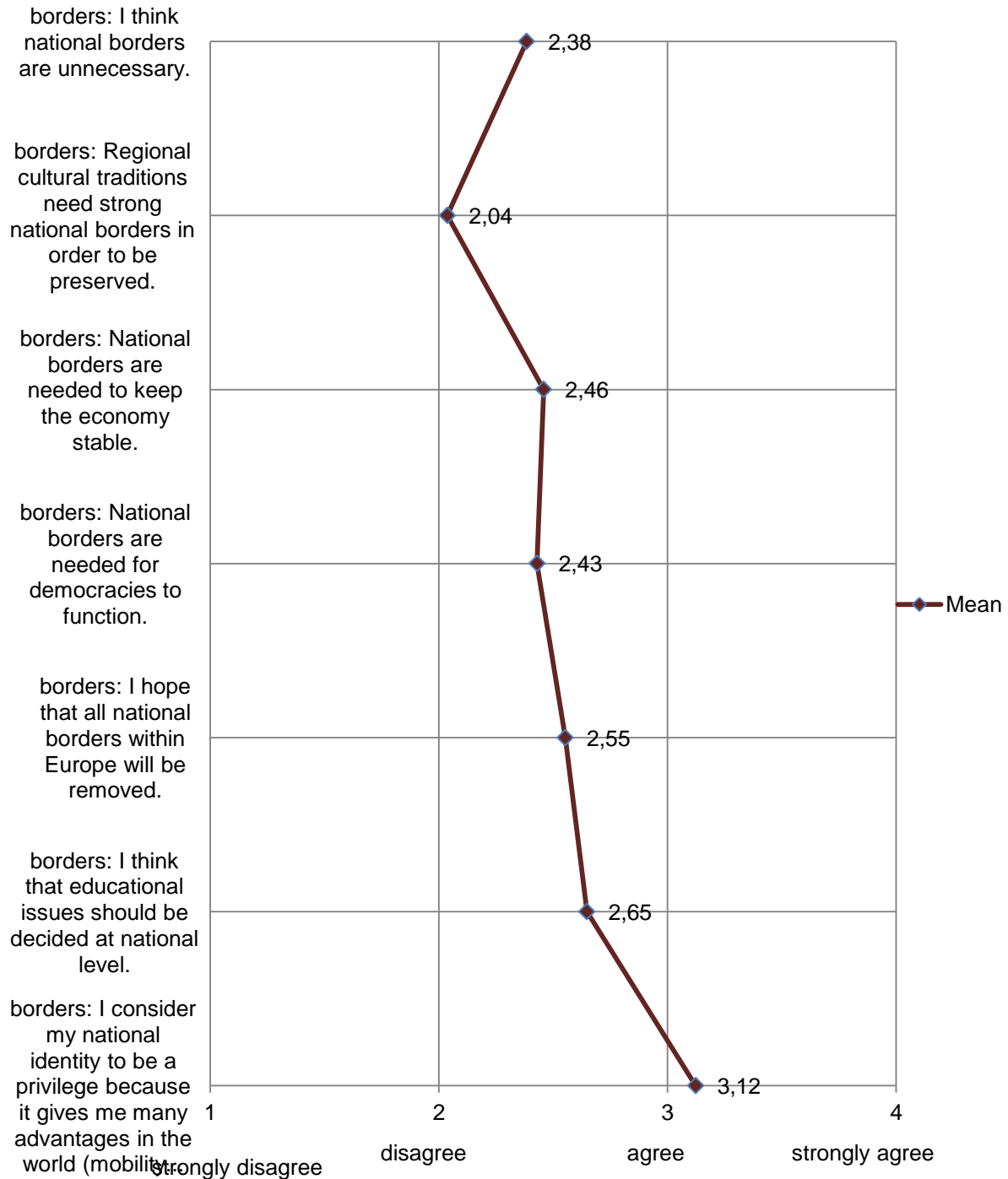
Q6: “Regional cultural traditions need strong national borders in order to be preserved.”

	Frequency	Percentage
strongly disagree	74	21,2%
disagree	200	57,3%
agree	63	18,1%
strongly agree	12	3,4%
Total	349	100,0%

Q7: "I think national borders are unnecessary."

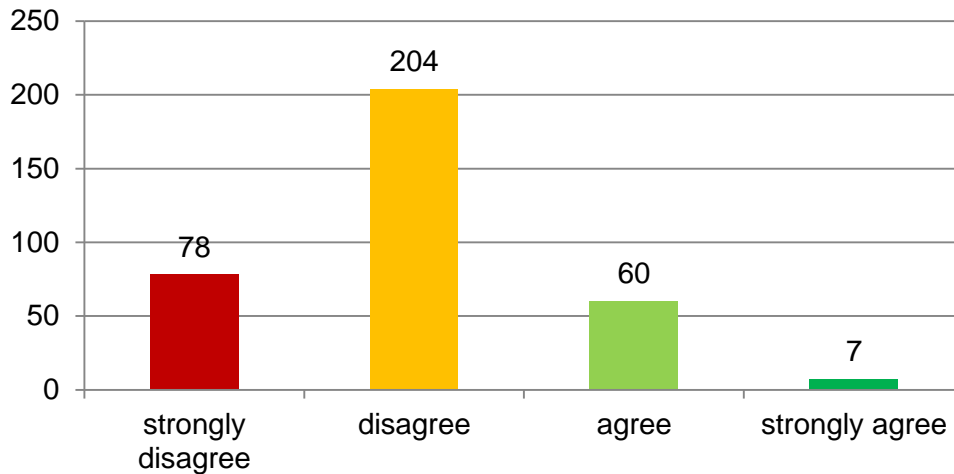
	Frequency	Percentage
strongly disagree	24	6,9%
disagree	194	55,6%
agree	104	29,8%
strongly agree	27	7,7%
Total	349	100,0%

Profile of Means “NI: Borders”



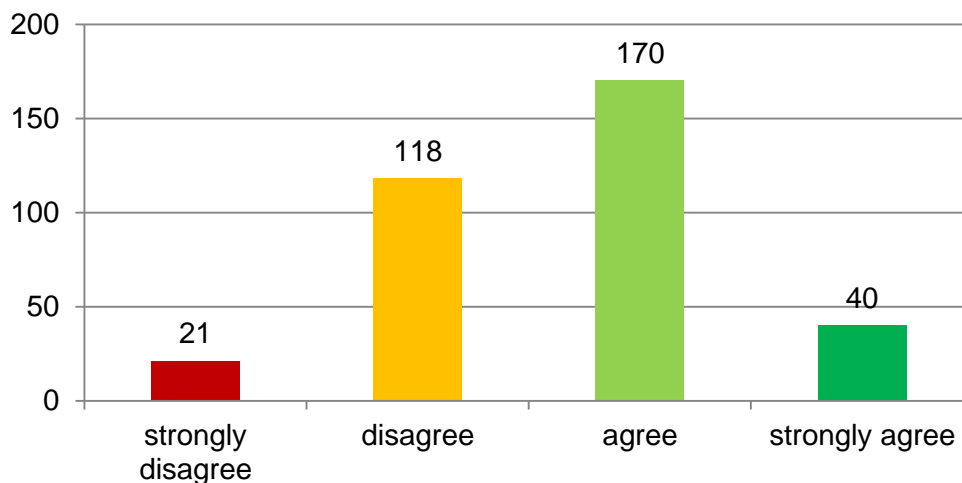
Security

Q1: “The freedom of my country can only be secured through national defence.”



	Frequency	Percentage
strongly disagree	78	22,3%
disagree	204	58,5%
agree	60	17,2%
strongly agree	7	2,0%
Total	349	100,0%

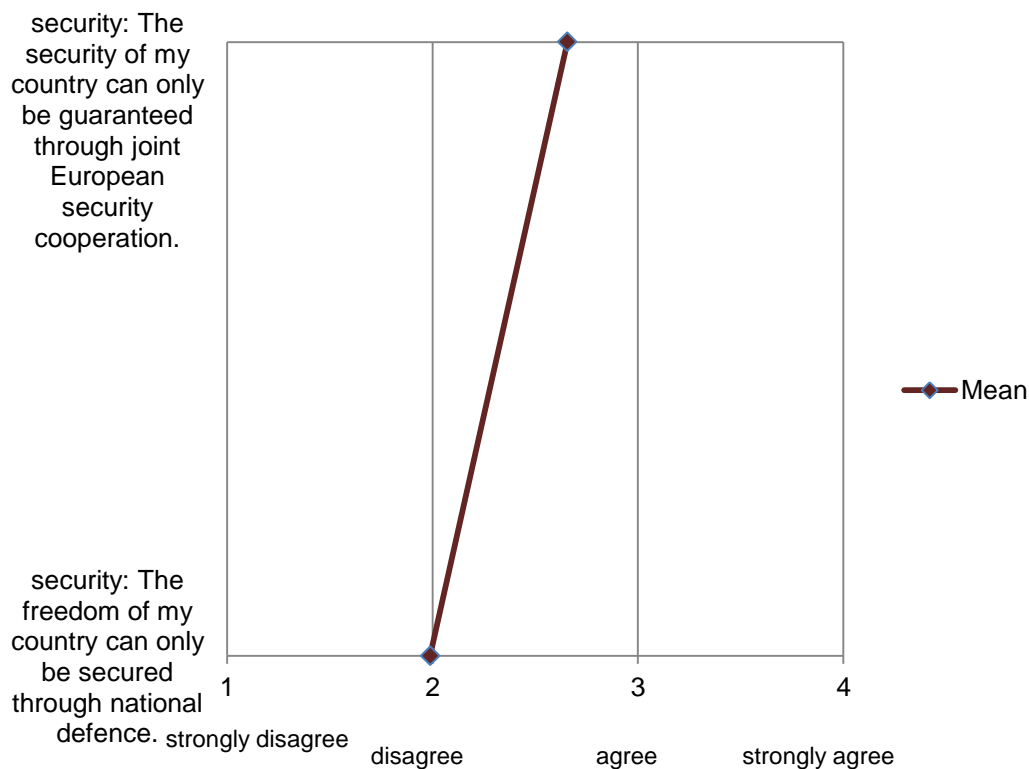
Q2:” The security of my country can only be guaranteed through joint European security cooperation.”



	Frequency	Percentage
strongly disagree	21	6,0%
disagree	118	33,8%
agree	170	48,7%
strongly agree	40	11,5%
Total	349	100,0%

For the answers to the open questions please see the additional material.

Profile of Means "NI: Security"

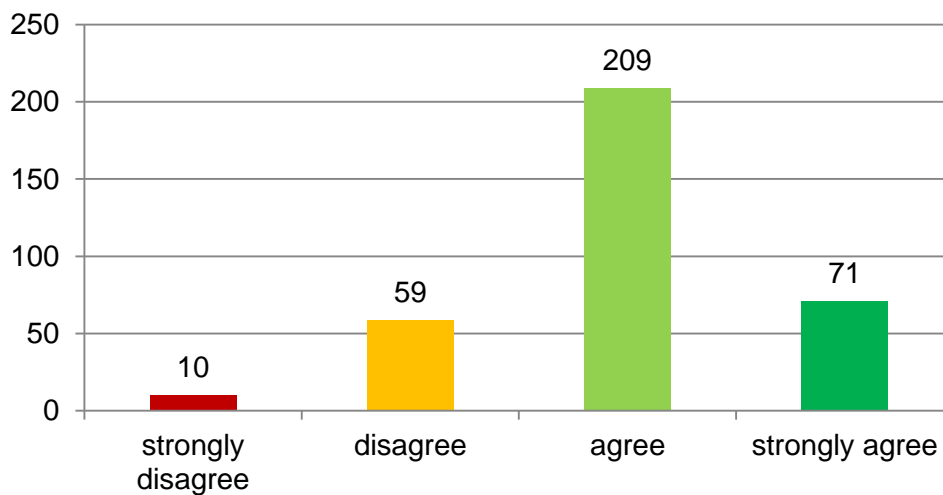


Attitudes towards SFU

To gain an adequate picture of the responses for the item section “Attitudes towards SFU”, we graphically illustrate the distribution of the response behaviour as well as in absolute and relative frequency. The following chapters are divided according to the themes of the questionnaire: *Identity, Contact & Politics*.

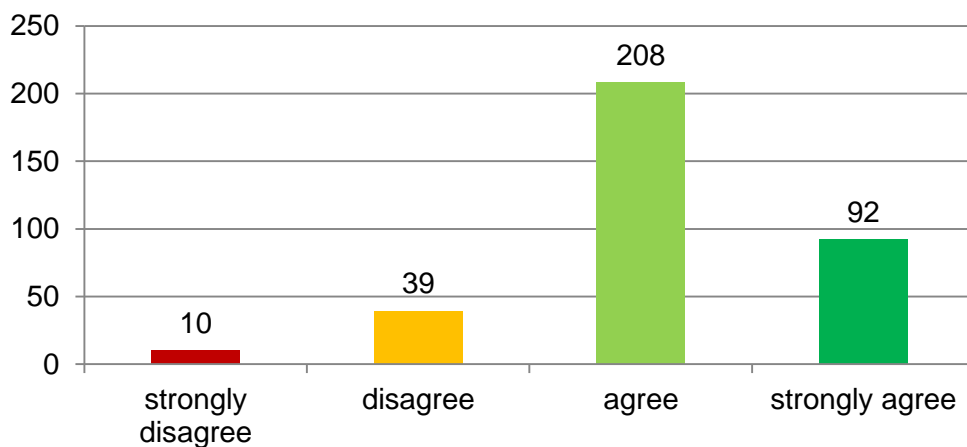
Identity

Q1: “I feel a bond with SFU.”



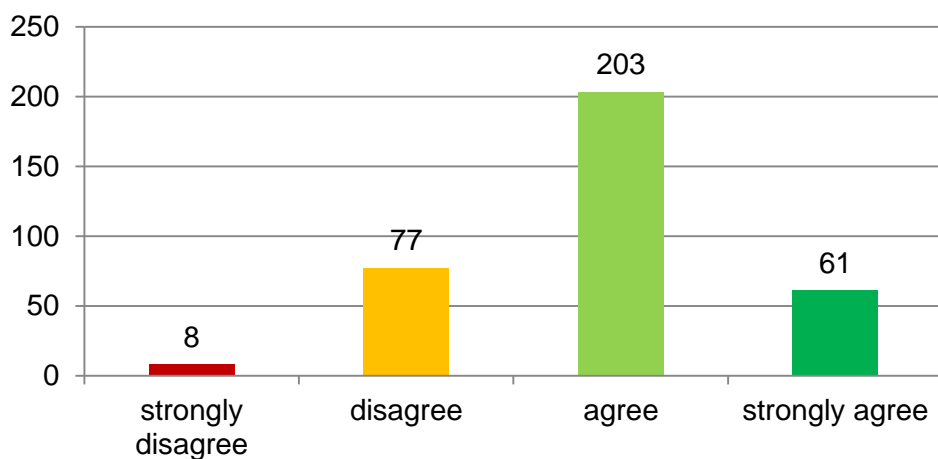
	Frequency	Percentage
strongly disagree	10	2,9%
disagree	59	16,9%
agree	209	59,9%
strongly agree	71	20,3%
Total	349	100,0%

Q2: “I have the feeling that people listen to me at SFU and that my opinion is taken seriously.”

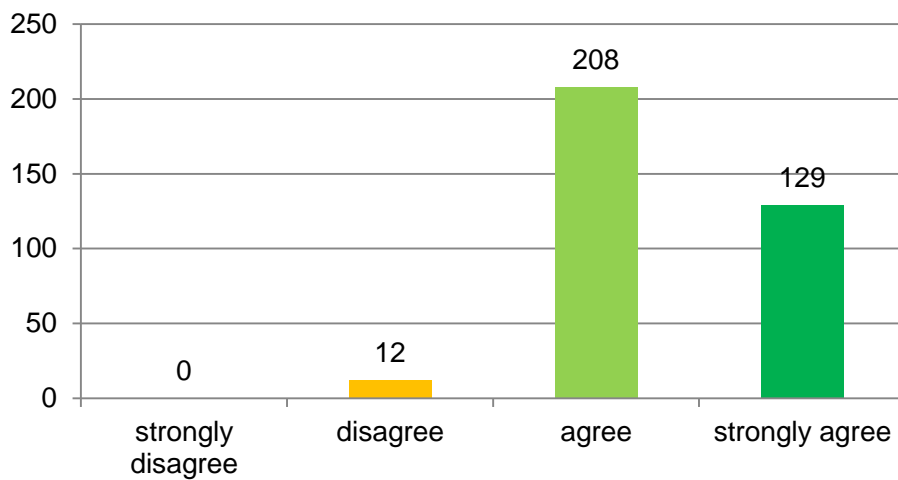


	Frequency	Percentage
strongly disagree	10	2,9%
disagree	39	11,2%
agree	208	59,6%
strongly agree	92	26,4%
Total	349	100,0%

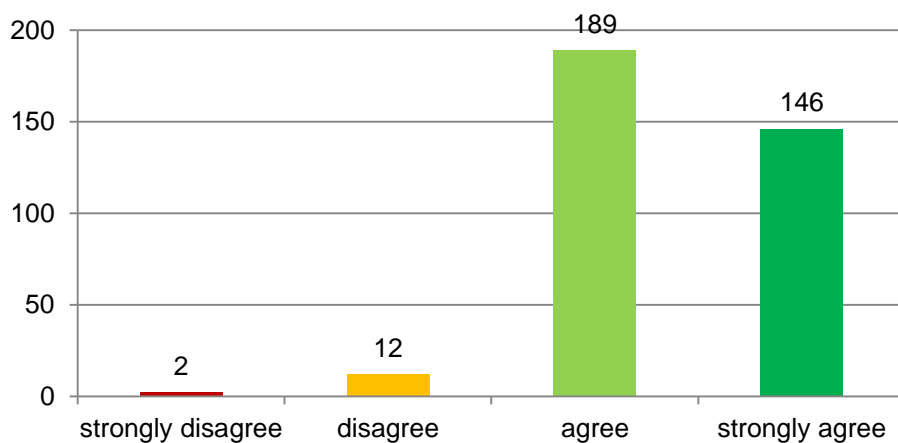
Q3: “I feel at home at SFU.”



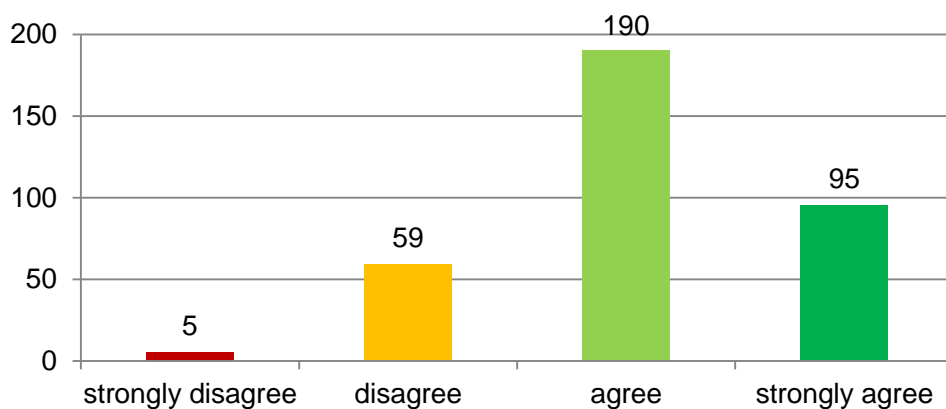
	Frequency	Percentage
strongly disagree	8	2,3%
disagree	77	22,1%
agree	203	58,2%
strongly agree	61	17,5%
Total	349	100,0%

Q4: “I feel respected by the other students.”

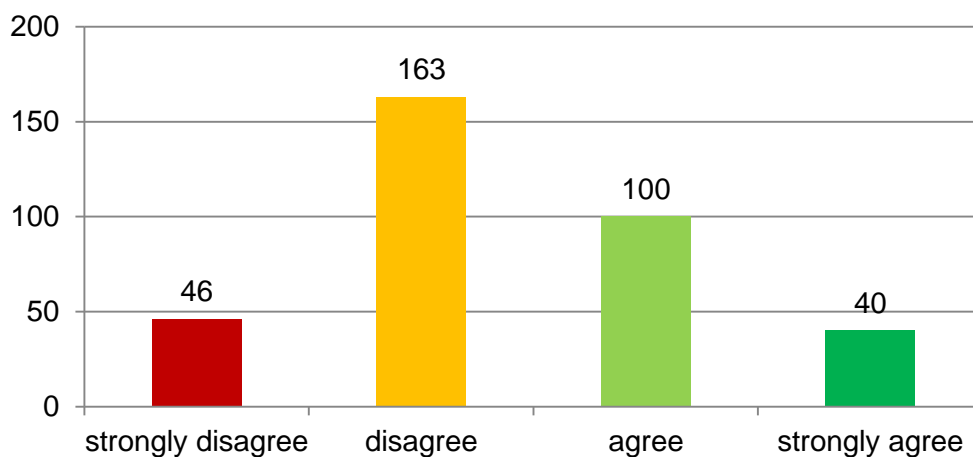
	Frequency	Percentage
strongly disagree	0	0%
disagree	12	3,4%
agree	208	59,6%
strongly agree	129	37,0%
Total	349	100,0%

Q5: “I feel respected by the teaching staff.”

	Frequency	Percentage
strongly disagree	2	0,6%
disagree	12	3,4%
agree	189	54,2%
strongly agree	146	41,8%
Total	349	100,0%

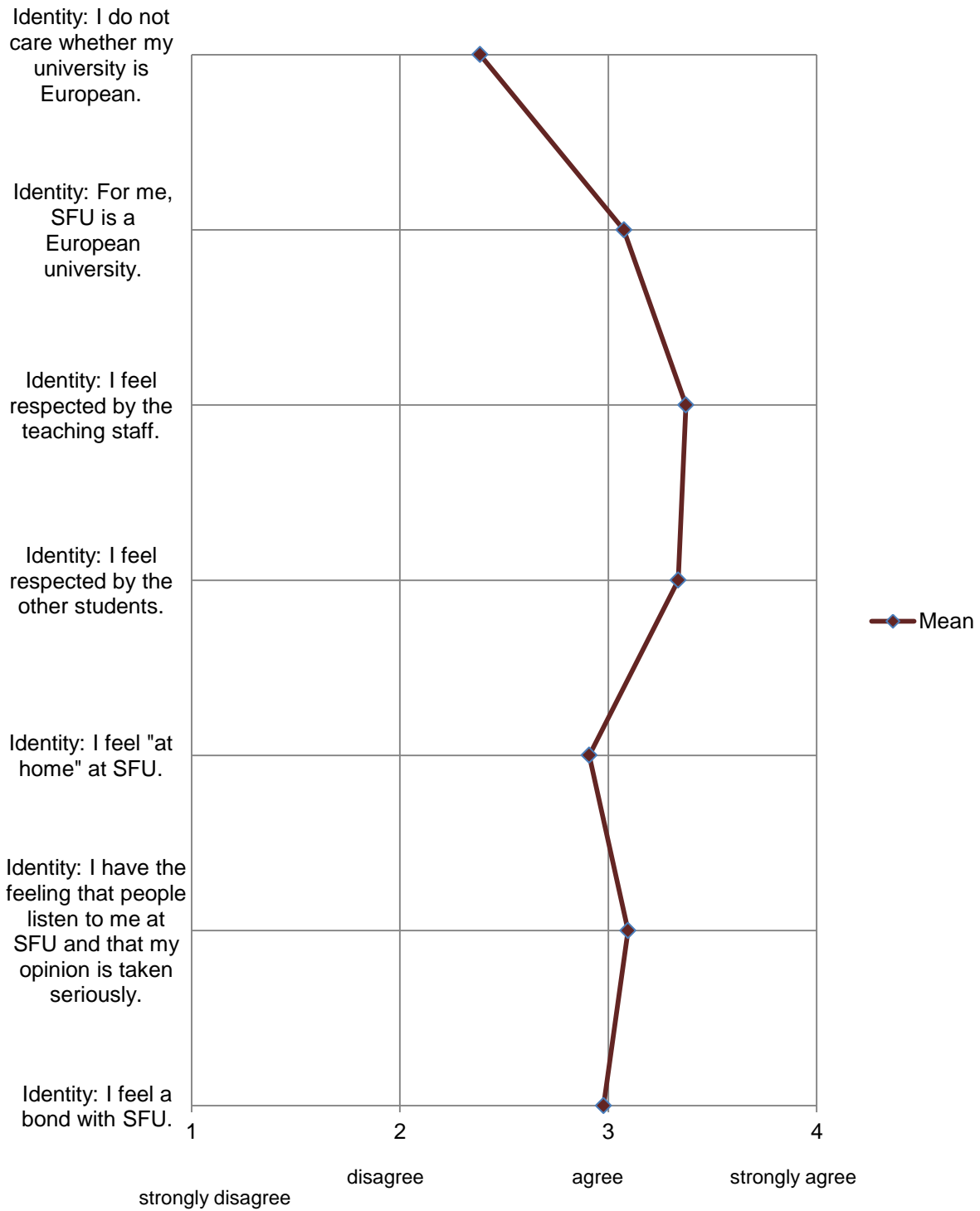
Q6:” For me, SFU is a European university.”

	Frequency	Percentage
strongly disagree	5	1,4%
disagree	59	16,9%
agree	190	54,4%
strongly agree	95	27,2%
Total	349	100,0%

Q7:” I do not care whether my university is European.”

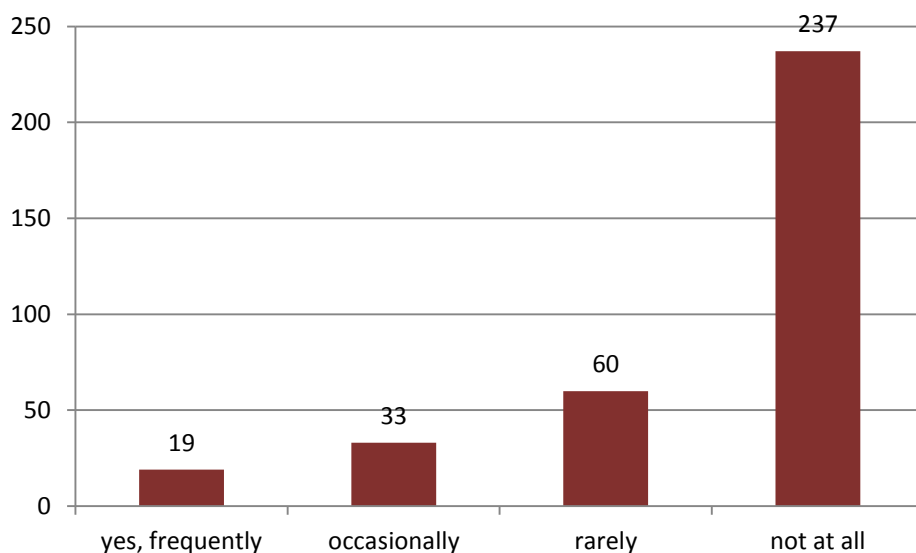
	Frequency	Percentage
strongly disagree	46	13,2%
disagree	163	46,7%
agree	100	28,7%
strongly agree	40	11,5%
Total	349	100,0%

Profile of Means “SFU Identity”



Contact

Q1: “I am in contact with people who are studying at other SFU campuses.”

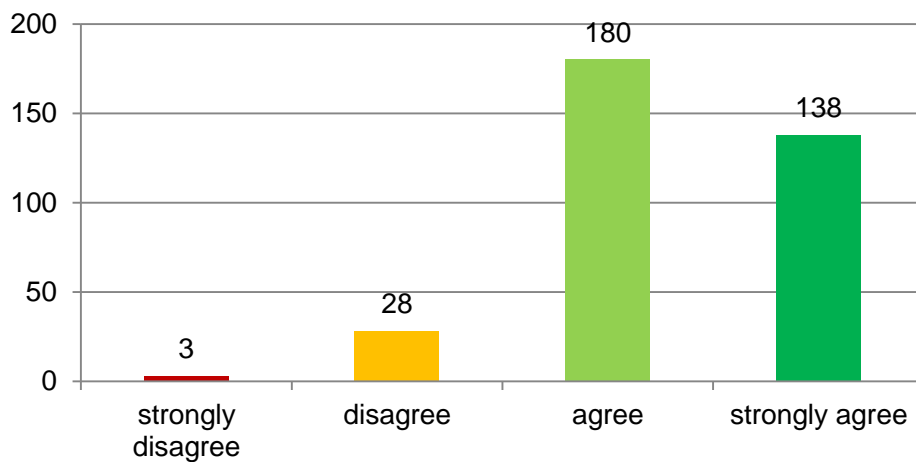


	Frequency	Percentage
yes, frequently	19	5,4%
occasionally	33	9,5%
rarely	60	17,2%
not at all	237	67,9%
Total	349	100,0%

Q 1.1: “If so, which campuses?”

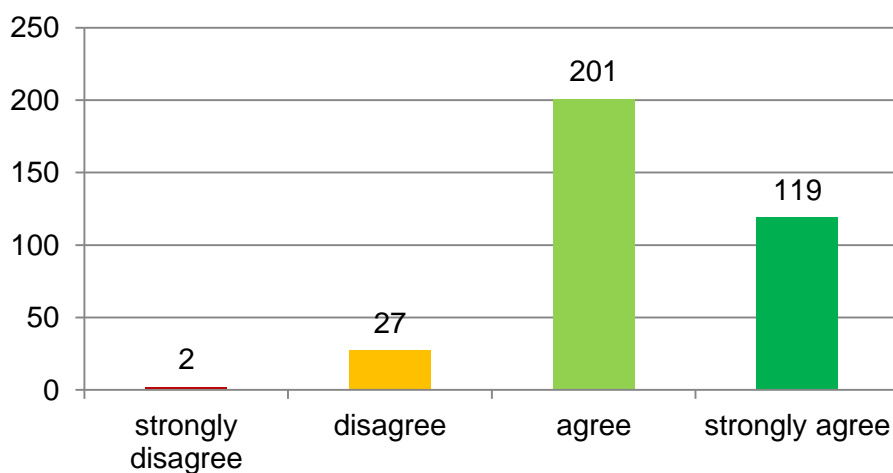
	Frequency	Percentage
<i>Missing</i>	253	72,5
Berlin	12	3,4
Berlin, Milan	1	,3
Berlin, Paris, Wien	1	,3
Erasmus students when they take part in our lectures	1	,3
If, then Psychology	1	,3
Johannes Kepler Universität	1	,3
L	1	,3
Linz	3	,9
Lubliana	1	,3

Med	1	,3
Medical campus	1	,3
Medical campus and psychotherapy campus	1	,3
Medicine	1	,3
medicine and psychotherapy should be more involved with psychology	1	,3
Milan	2	,6
MILAN	1	,3
Milan and Berlin	1	,3
Milano	1	,3
Milano, Berlin	1	,3
mmm	1	,3
Mostly Linz	1	,3
Mostly Vienna at Schleining	1	,3
No	1	,3
Pairs	1	,3
Paris	3	,9
PSY, PTW and MED	1	,3
Psychology	1	,3
Psychology Vienna	1	,3
Psychology, law	1	,3
psychotherapy	1	,3
PTW	1	,3
sfu berlin	1	,3
SFU Berlin	2	,6
Sfu Linz	1	,3
SFU Med, SFU PTW	1	,3
SFU Milano	2	,6
Sfu paris	1	,3
SFU Vienna	1	,3
Sfu Wien	2	,6
SFU Wien	3	,9
Sigmund Freud Privatuniversität, Wien	1	,3
Vienna	21	6,0
Vienna and Paris	1	,3
Vienna or Italy	1	,3
vienna SFU	1	,3
Vienna, Milano	2	,6
Vienna, Paris	1	,3
weekly	1	,3
Wien	6	1,7
Total	349	100,0

Q 2: “I would like to see more exchange between the different SFU campuses.”

	Frequency	Percentage
strongly disagree	3	,9%
disagree	28	8,0%
agree	180	51,6%
strongly agree	138	39,5%
Total	349	100,0%

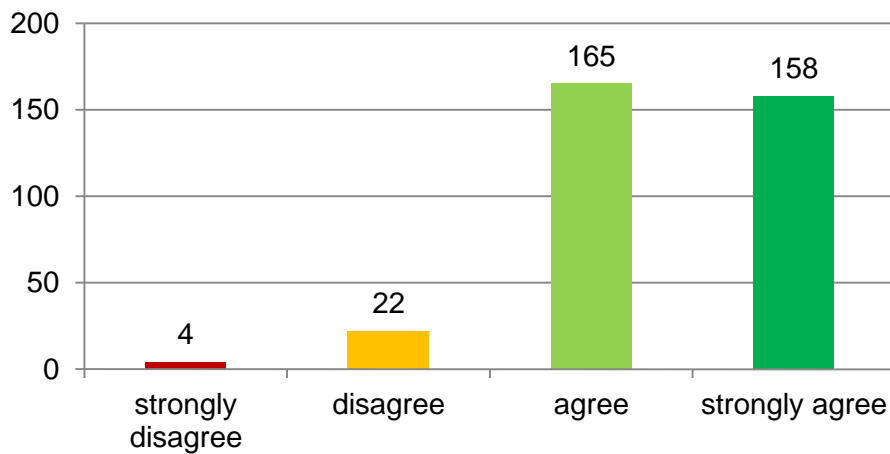
Q 2.1: “If so, in what form?” → see additional material for answers to the open questions

Q 3: “I think SFU should also exist in other countries.”

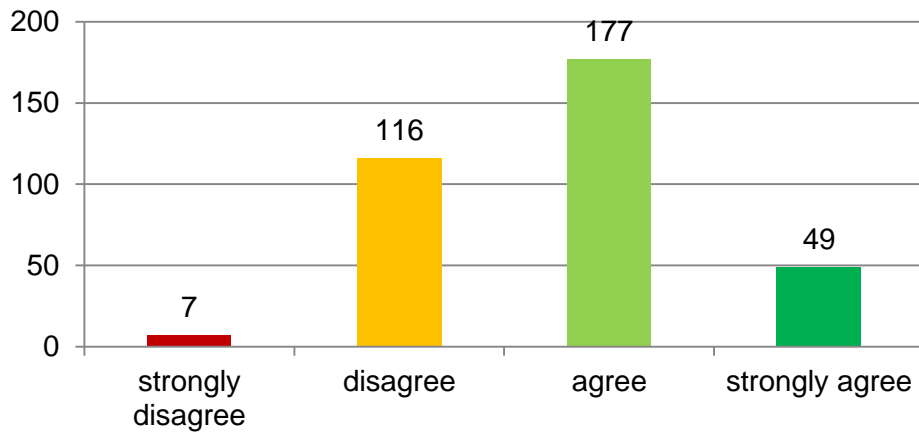
	Frequency	Percentage
strongly disagree	2	,6%
disagree	27	7,7%
agree	201	57,6%
strongly agree	119	34,1%
Total	349	100,0%

Q 3.1: “If so, where?” → see additional material for answers to the open questions

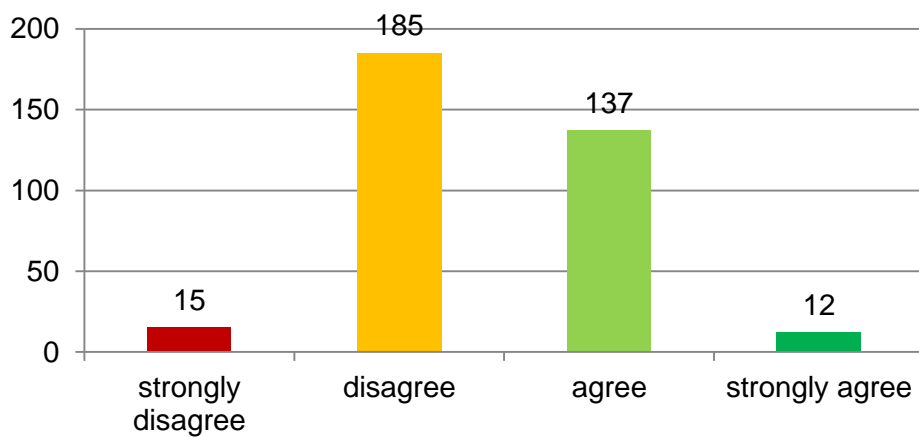
Q 4: “Cultural diversity is important to me for my professional qualifications.”



	Frequency	Percentage
strongly disagree	4	1,1%
disagree	22	6,3%
agree	165	47,3%
strongly agree	158	45,3%
Total	349	100,0%

Q 5: "I think we should discuss about Europe more at SFU."

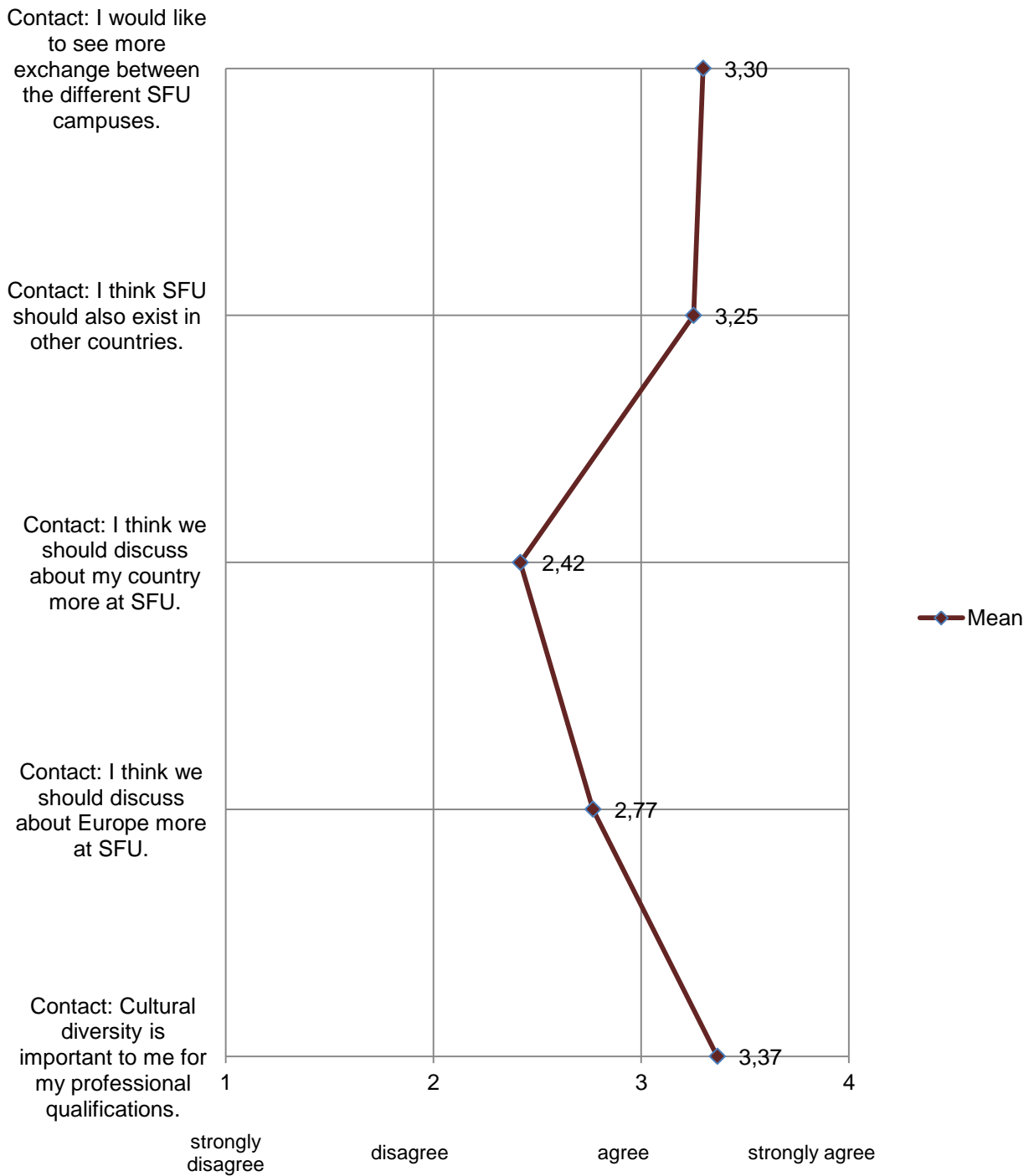
	Frequency	Percentage
strongly disagree	7	2,0%
disagree	116	33,2%
agree	177	50,7%
strongly agree	49	14,0%
Total	349	100,0%

Q 6: "I think we should discuss about my country more at SFU."

	Frequency	Percentage
strongly disagree	15	4,3%
disagree	185	53,0%
agree	137	39,3%
strongly agree	12	3,4%
Total	349	100,0%

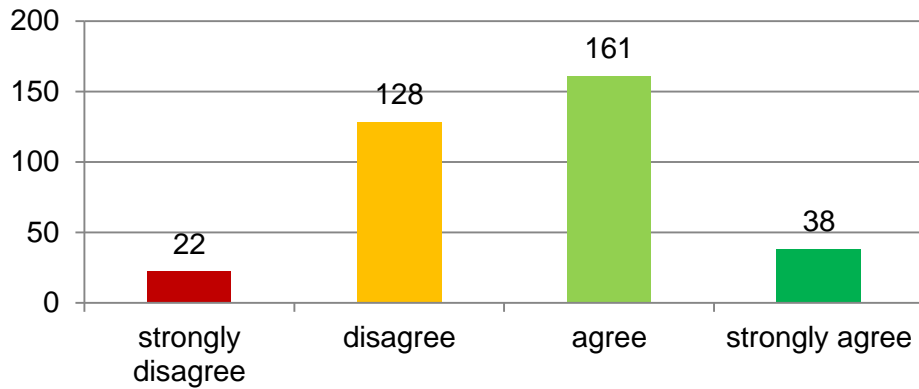
Q 6.1: „Why?“ → see additional material for answers to the open questions

Profile of Means “SFU Contact”



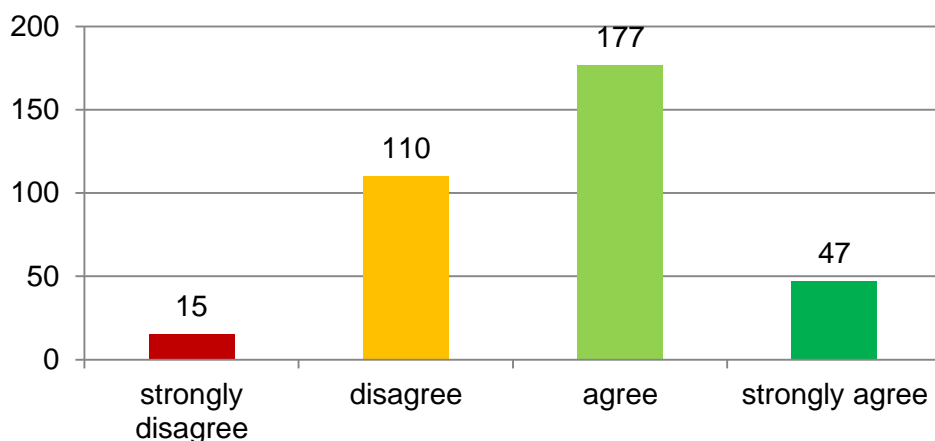
Politics

Q1: “I think the SFU should actively participate in political or media debates about Europe.”



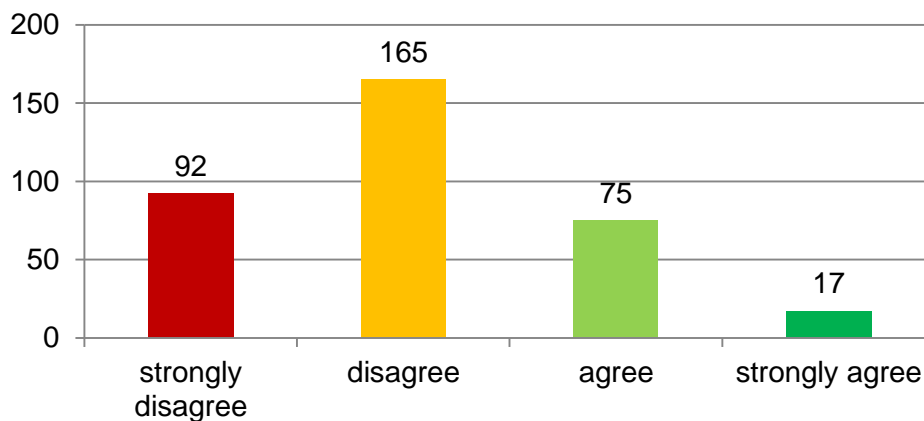
	Frequency	Percentage
strongly disagree	22	6,3%
disagree	128	36,7%
agree	161	46,1%
strongly agree	38	10,9%
Total	349	100,0%

Q2:” Political fears and anxieties should be addressed more often during my degree course.”



	Frequency	Percentage
strongly disagree	15	4,3%
disagree	110	31,5%
agree	177	50,7%
strongly agree	47	13,5%
Total	349	100,0%

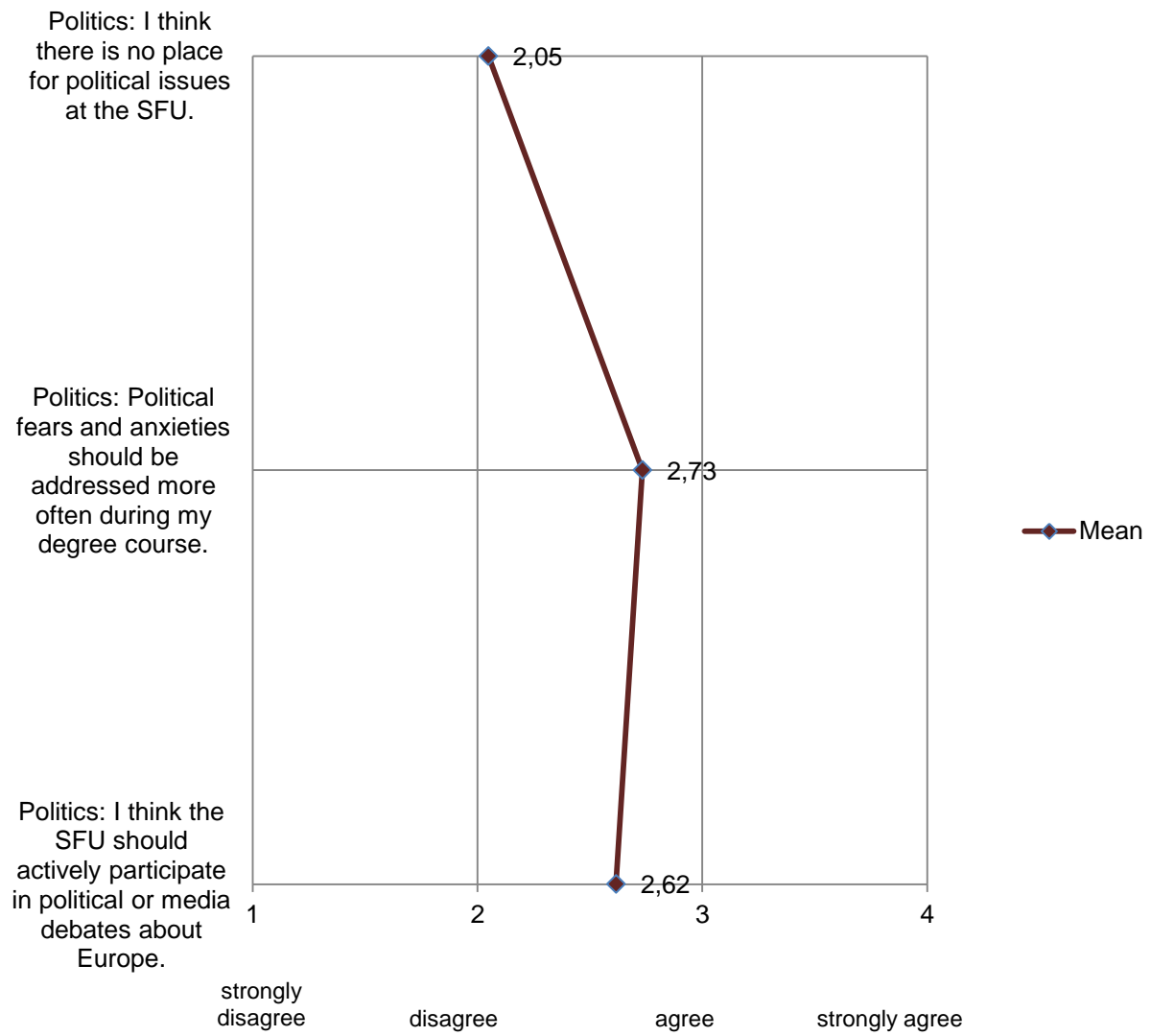
Q3: “I think there is no place for political issues at the SFU.”



	Frequency	Percentage
strongly disagree	92	26,4%
disagree	165	47,3%
agree	75	21,5%
strongly agree	17	4,9%
Total	349	100,0%

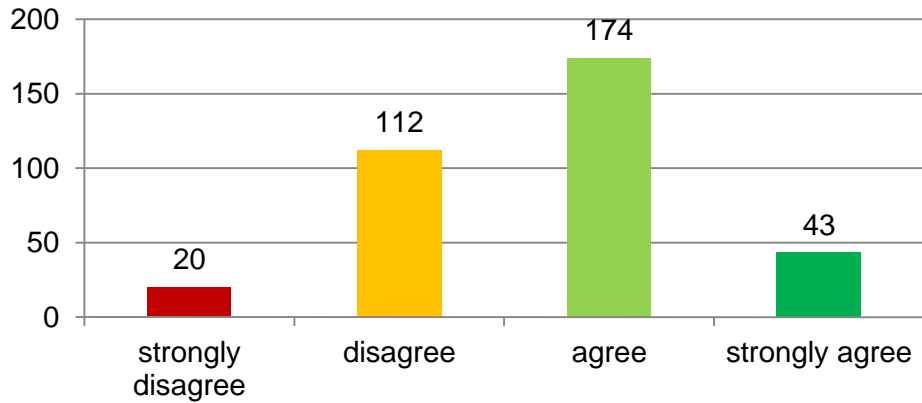
Q 4:” In your opinion, what role should the university play in times of social crisis?” → see additional material for answers to the open questions

Profile of Means "SFU Politics"



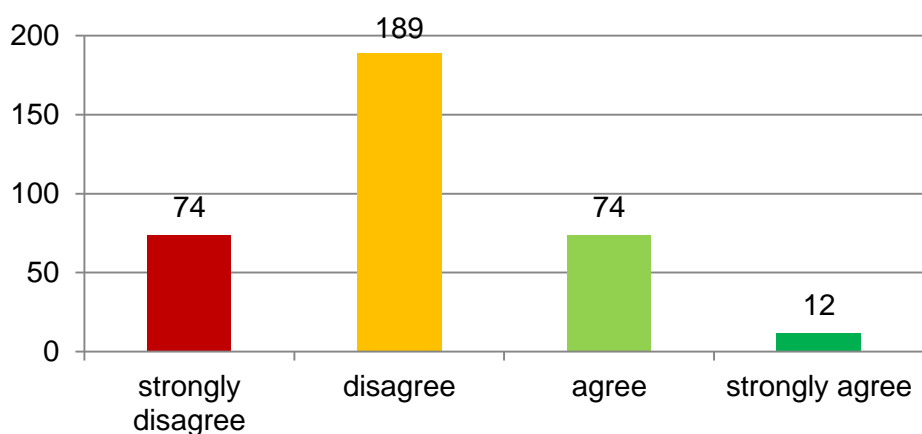
Additional Questions

Q1: “I am afraid that Europe cannot accept all migrants.”



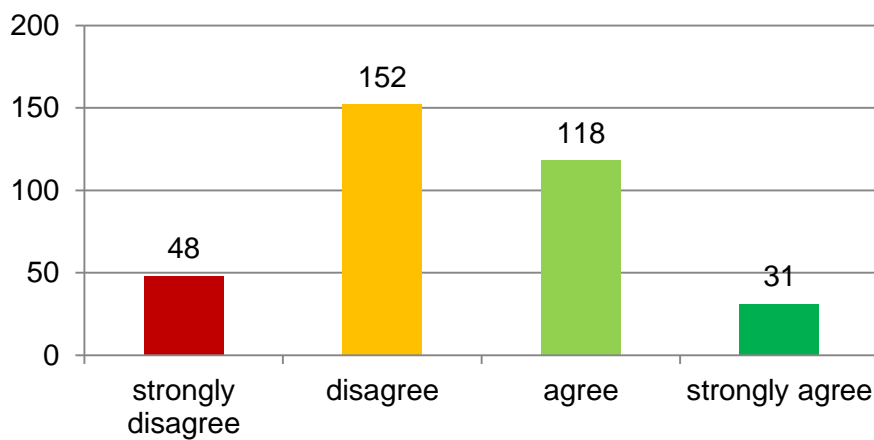
	Frequency	Percentage
strongly disagree	20	5,7%
disagree	112	32,1%
agree	174	49,9%
strongly agree	43	12,3%
Total	349	100,0%

Q2: “Religious veiling should be banned because of the danger posed by covering up.”



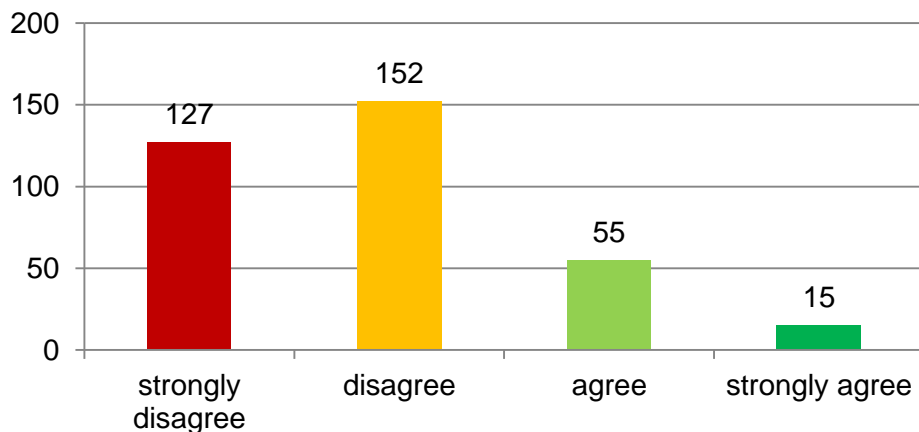
	Frequency	Percentage
strongly disagree	74	21,2%
disagree	189	54,2%
agree	74	21,2%
strongly agree	12	3,4%
Total	349	100,0%

Q3: “I often find political correctness annoying.”



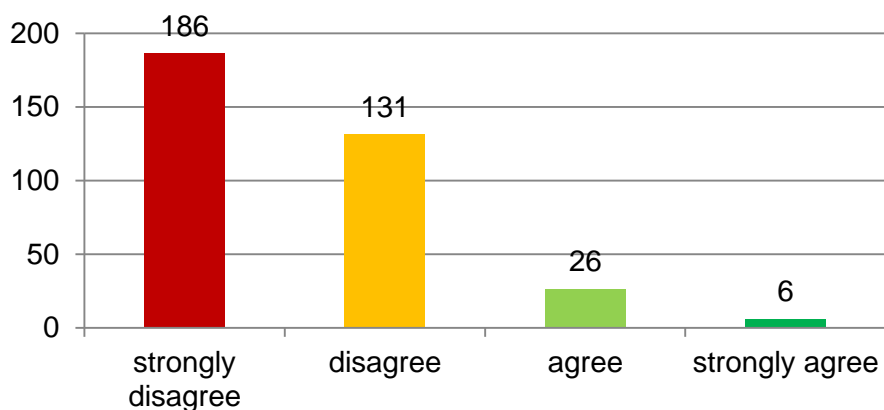
	Frequency	Percentage
strongly disagree	48	13,8%
disagree	152	43,6%
agree	118	33,8%
strongly agree	31	8,9%
Total	349	100,0%

Q4: “I believe that immigration numbers should be limited because refugees often increase crime rates.”

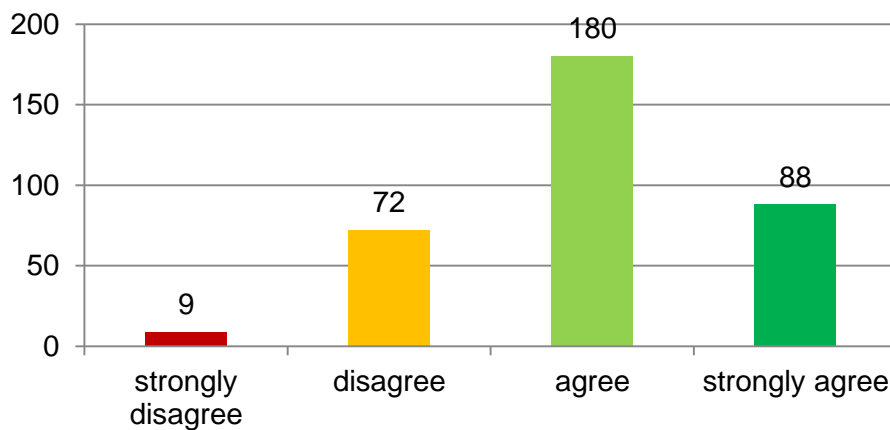


	Frequency	Percentage
strongly disagree	127	36,4%
disagree	152	43,6%
agree	55	15,8%
strongly agree	15	4,3%
Total	349	100,0%

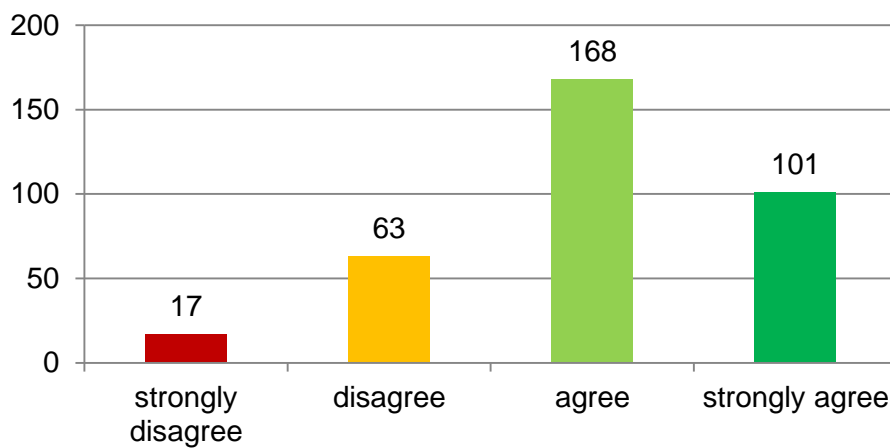
Q5: “I feel uncomfortable if I hear too many people speaking foreign languages during my everyday life.”



	Frequency	Percentage
strongly disagree	186	53,3%
disagree	131	37,5%
agree	26	7,4%
strongly agree	6	1,7%
Total	349	100,0%

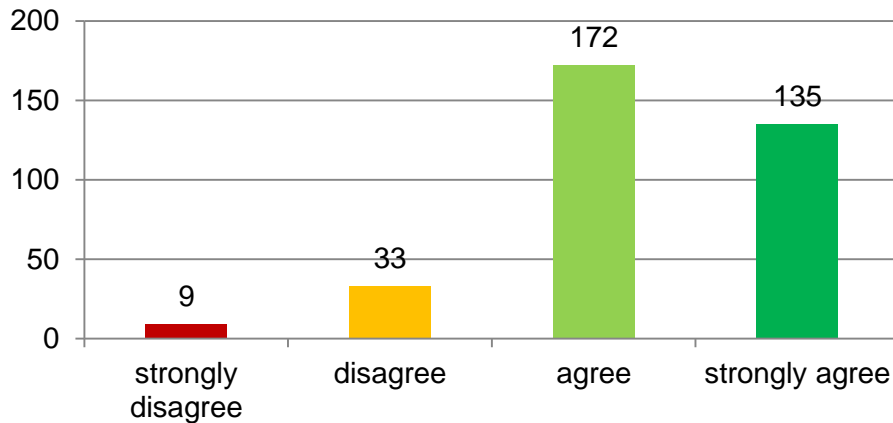
Q6: “I do not mind living in a district where many foreigners live.”

	Frequency	Percentage
strongly disagree	9	2,6%
disagree	72	20,6%
agree	180	51,6%
strongly agree	88	25,2%
Total	349	100,0%

Q7: “I do not believe that immigration has a negative influence on my national culture.”

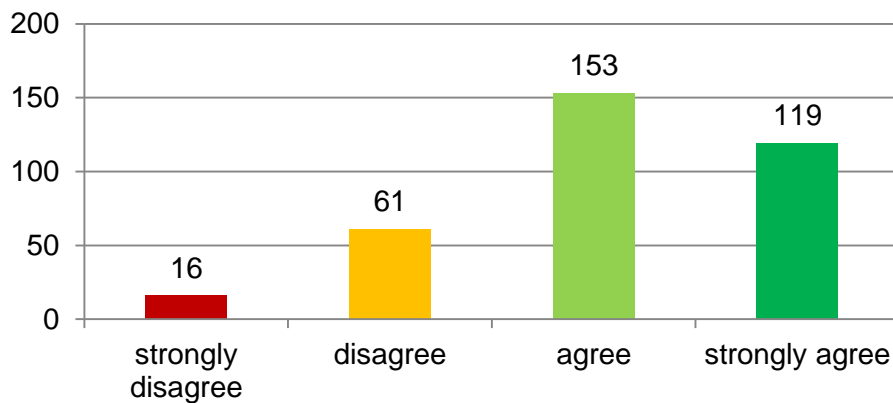
	Frequency	Percentage
strongly disagree	17	4,9%
disagree	63	18,1%
agree	168	48,1%
strongly agree	101	28,9%
Total	349	100,0%

Q8: “I think that everyone should be allowed to express their religion in everyday life.”



	Frequency	Percentage
strongly disagree	9	2,6%
disagree	33	9,5%
agree	172	49,3%
strongly agree	135	38,7%
Total	349	100,0%

Q9: “I think that everyone should be allowed to express their religion at the university.”



	Frequency	Percentage
strongly disagree	16	4,6%
disagree	61	17,5%
agree	153	43,8%
strongly agree	119	34,1%
Total	349	100,0%

Profile of Means „Additional Questions”

Additional : I think that everyone should be allowed to express their religion at the university.

Additional : I think that everyone should be allowed to express their religion in everyday life.

Additional : I do not believe that immigration has a negative influence on my national culture.

Additional : I do not mind living in a district where many foreigners live.

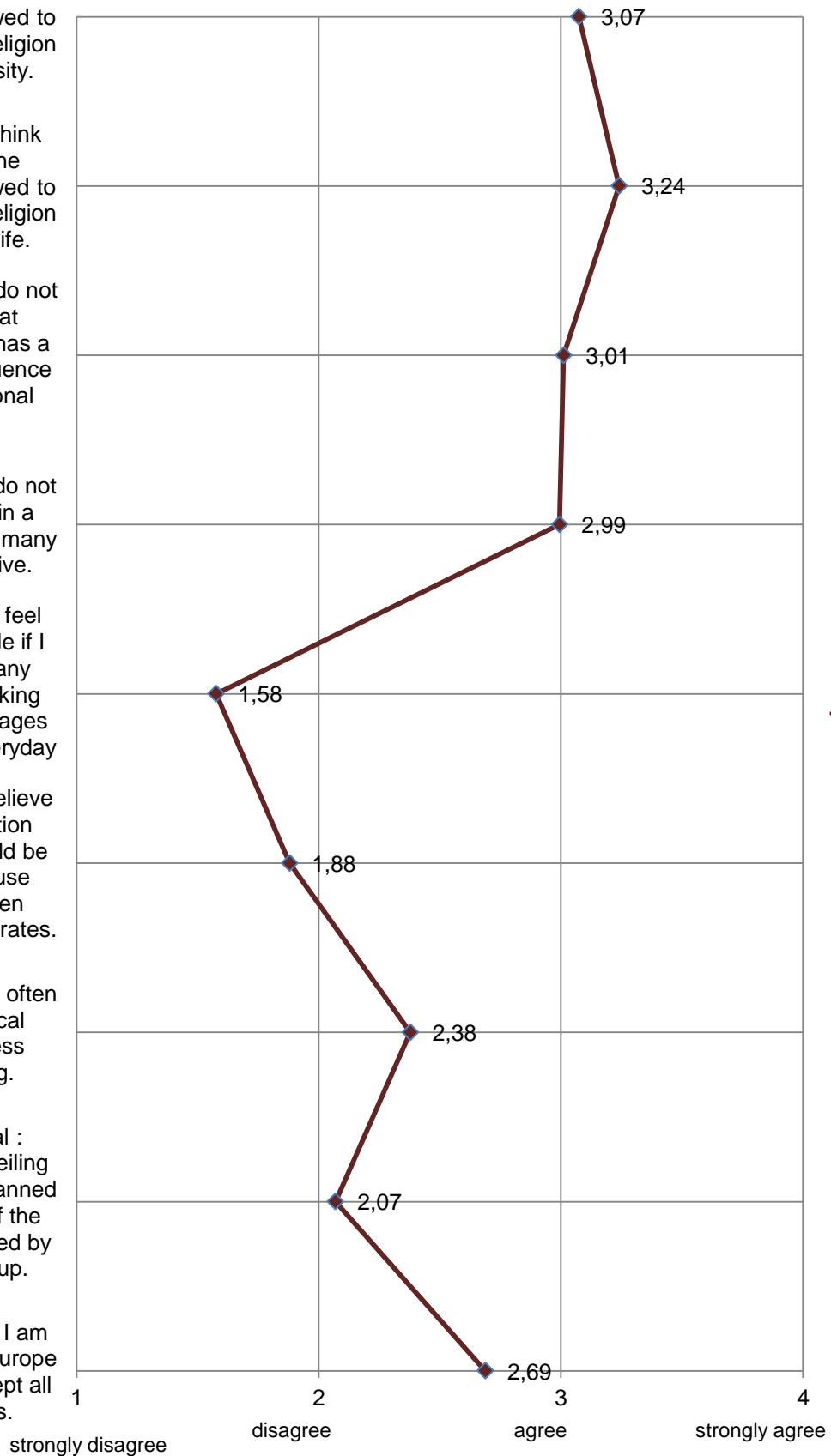
Additional : I feel uncomfortable if I hear too many people speaking foreign languages during my everyday life.

Additional : I believe that immigration numbers should be limited because refugees often increase crime rates.

Additional : I often find political correctness annoying.

Additional : Religious veiling should be banned because of the danger posed by covering up.

Additional : I am afraid that Europe cannot accept all migrants.



◆ Mean

Index of Figures

Figure 1 Sample Size in absolute frequencies	3
Figure 2 Field of Study in absolute frequencies	3
Figure 3 Study Programm in absolute frequencies	4
Figure 4 Gender Total Sample in absolute and relative frequencies	5
Figure 5 Gender Medicine	5
Figure 6 Gender Psychotherapy in absolute and relative frequencies	5
Figure 7 Gender Psychology in absolute and relative frequencies	5
Figure 8 Education Level	6
Figure 9 Nationality	6
Figure 10 Age Groups	7

Index of Tables

Table 1 Study Location in absolute frequencies.....	4
Table 2 Study Location in absolute frequencies.....	4
Table 3 Nationality.....	6

Appendix

Questionnaire SFUrope 2020

Dear students of the Sigmund Freud University!

Please complete this questionnaire. It contains questions in statement format as well as open questions which you can answer in as much detail as you like. You can give your agreement to the statements on a scale from strongly agree to strongly disagree. Please take your time and answer the questions as honestly as possible. You can answer the open questions in your first language. Your data will of course be **anonymised** and evaluated exclusively for academic purposes. We can assure you that your data will be treated responsibly. The questionnaire will take **about 5-10 minutes** to complete.

Thank you very much for your cooperation.

Please answer the following questions about yourself:

1. What is your gender?

- Female
- Male
- other

2. How old are you?

I am _____ years old

3. Field of study

- Psychology
- Psychotherapy
- Medicine
- Legal Studies

4. Please choose your academic programme.

- Bachelor
- Master
- PHD

5. Current Semester (e.g. for 2nd Semester Bachelor= B2; for 4th Semester Master= M4 etc.)

6. Current study location

- SFU Vienna
- SFU Berlin
- SFU Paris
- SFU Milano
- SFU Linz
- SFU Ljubljana

7. Nationality

8. Please specify your current place of residence:

9. Highest educational level of your parents:

- No formal education
- Compulsory schooling
- Apprenticeship
- Vocational secondary school
- Higher school certificate/A-levels/Vocational high school
- University degree

The following questions relate to your attitudes towards Europe.

Identity

	Strongly disagree	Disagree	Agree	Strongly agree
I feel like a European.				
The EU means nothing to me.				
I'm worried that too many people from other countries want to study at my university (and could take away my place).				
I think that the idea of the European Union has a negative influence on national identity.				
I think that the idea of the European Union has a negative influence on national identity.				
It is more important to feel like a citizen of the world than like a European.				

Borders

	Strongly disagree	Disagree	Agree	Strongly agree
For me, Europe means community.				
Given the current situation, I think Europe needs strong external borders.				
I believe there is no need for borders within Europe.				
I enjoy being able to move freely within the EU.				
I believe there is a need for national borders within Europe.				

Security

	Strongly disagree	Disagree	Agree	Strongly agree
Europe gives me a feeling of security.				
The current conflicts in Europe bother me.				
I am not concerned by the conflicts in Europe.				
I fear that the large influx of immigrants into Europe will increase the security risk.				
I see immigration to Europe as cultural enrichment.				
Globalisation and its consequences often frighten me.				

Open Questions:

When I think of Europe, this comes into my mind ...

This conflict in Europe worries me the most: (Please explain)

The following questions relate to your attitudes towards national identity.

Identity

	Strongly disagree	Disagree	Agree	Strongly agree
My national identity is important to me.				
The bond with my own nation gives me support and orientation.				
I think that national identity is overrated.				
My nationality means nothing to me personally.				

Borders

	Strongly disagree	Disagree	Agree	Strongly agree
I consider my national identity to be a privilege because it gives me many advantages in the world (mobility, right to work, etc.)				
I think that educational issues should be decided at national level.				
I hope that all national borders within Europe will be removed.				
National borders are needed for democracies to function.				
National borders are needed to keep the economy stable.				
Regional cultural traditions need strong national borders in order to be preserved.				
I think national borders are unnecessary.				

Security

	Strongly disagree	Disagree	Agree	Strongly agree
The freedom of my country can only be secured through national defence.				
The security of my country can only be guaranteed through joint European security cooperation.				

Open Questions:

“Feeling at home” means to me the following ...

The conflict in my country worries me the most? (Please explain)

The following questions relate to your attitudes towards Sigmund Freud University.

Identity

	Strongly disagree	Disagree	Agree	Strongly agree
I feel a bond with SFU.				
I have the feeling that people listen to me at SFU and that my opinion is taken seriously.				
I feel “at home” at SFU.				
I feel respected by the other students.				
I feel respected by the teaching staff.				
For me, SFU is a European university.				
I do not care whether my university is European.				

Contact

I am in contact with people who are studying at other SFU campuses.

- yes, frequently
- occasionally
- rarely
- not at all

Open Question: If so, which campuses?

I would like to see more exchange between the different SFU campuses.

- strongly disagree
- disagree
- agree
- strongly agree

Open Question: If so, in what form?

I think SFU should also exist in other countries.

- strongly disagree
- disagree
- agree
- strongly agree

Open Question: If so, where?

Politics

Cultural diversity is important to me for my professional qualifications.

- strongly disagree
- disagree
- agree
- strongly agree

I think we should discuss about Europe more at SFU.

- strongly disagree
- disagree
- agree
- strongly agree

Open Question: Why?

I think we should discuss about my country more at SFU.

- strongly disagree
- disagree
- agree
- strongly agree

Open Question: Why?

Open Question: In your opinion, what role should the university play in times of social crisis?

Politics

	Strongly disagree	Disagree	Agree	Strongly agree
I think the SFU should actively participate in political or media debates about Europe.				
Political fears and anxieties should be addressed more often during my degree course.				
I think there is no place for political issues at the SFU.				

Additional Questions

	Strongly disagree	Disagree	Agree	Strongly agree
I am afraid that Europe cannot accept all migrants.				
Religious veiling should be banned because of the danger posed by covering up.				
I often find political correctness annoying.				
I believe that immigration numbers should be limited because refugees often increase crime rates.				
I feel uncomfortable if I hear too many people speaking foreign languages during my everyday life.				
I do not mind living in a district where many foreigners live.				
I do not believe that immigration has a negative influence on my national culture.				
I think that everyone should be allowed to express their religion in everyday life.				
I think that everyone should be allowed to express their religion at the university.				